



## Tables

This price list includes detailed product information and pricing for these products.

Trendway product catalogs are available in the following design software: 2020 CAP, 2020 Giza, Project Matrix, Configura, and Ice. The Systems price list is also available in .pdf (Acrobat Reader) format on [dealer.trendway.com](http://dealer.trendway.com). For Architects and Designers, a free FSL (Furniture Symbol Library) is available on [www.trendway.com](http://www.trendway.com).

Product dimensions are given throughout the product catalog and are followed by parenthesis which have the metric equivalent in millimeters. For example: A Rectangular Table Top is available in a 48" (1219)-width.

## Ordering Information

The most efficient way to enter an order is through Trendway On-Line Order Entry on [dealer.trendway.com](http://dealer.trendway.com), which also accepts .sif files from the design software listed above. Faxed orders are available as well but may extend lead-times.

For ease in specifying, Trendway's catalog numbering system uses meaningful characters to convey description, surface type, and size. For example, TTRT2436HPL represents a **Training Table** Rectangle that is **24"** (610)-deep and **36"** (914)-wide.

Order specification examples are shown throughout the price list at the bottom of each page. Be sure to follow the order sequence carefully to ensure complete and accurate order specification.

After placing an order, Trendway will send an order acknowledgement that follows the sequence of information outlined below. Trendway encourages you to follow the same steps so that checking your order against the acknowledgement will be as easy as possible.

## Placing an Order

To make placing an order simple, Trendway On-Line Order Entry automatically prompts the product and option decisions that are required. For accurate order processing on faxed orders, please type or use legible handwriting, and be sure to include the following information:

1. A complete "sold to" address with correct Zip code.
2. A complete "ship to" address with correct Zip code.

3. A purchase order number. (The order is issued to Trendway Corporation, Holland, Michigan.)
4. A signature or name of person authorizing the purchase order.
5. A contact name and phone number at your company.
6. An actual calendar date for the requested delivery date (not ASAP).
7. Line items that are complete, which means all catalog numbers and descriptions, options listed for each product selected, fabric/finish pattern and color descriptions, and all corresponding letter or number codes. Be sure to make a pick for all available options. Also, combine identical items and specify total quantity unless using special marking or tagging.  
  
(Refer to your price list for ordering options.)
8. Special products referenced by their control numbers as well as their descriptions.
9. Line items that include price per unit, as well as extended totals.
10. A total dollar amount for the purchase order.
11. Any special shipping requirements clearly noted; i.e., "call before delivery."

By placing your orders correctly and completely the first time around, your order will be processed and scheduled without delay (subject to credit approval).

## Lead-Times

The majority of Table products are shipped within Trendway's standard lead time. Extended lead-time items in the catalog are designated by shading.

**Note: Shipping lead-times are subject to product availability due to order size. For exact lead-times on your order contact Trendway Customer Care.**

## Product Questions, Quotes & Order Placement On-Line

[dealer.trendway.com](http://dealer.trendway.com)  
Hours: 24 Hours, 7 Days a Week

## Customer Care Representative

Hours: Monday-Friday  
7:30 am to 5:30 pm EST  
Phone: 1-800-893-8115  
Fax: 1-800-893-8121  
e-mail: [customer-care@trendway.com](mailto:customer-care@trendway.com)

## Trendway Custom Solutions

Phone: 1-800-893-8117

**For more information on Order Placement, Confirmation, and Lead-Times, see the Pricing, Procedures & Policies section in the back of this Price List.**

## Sequence Information

The table below shows a sample of the price list format's sequence of information which will assist when placing an order and checking an order acknowledgement.

<b>Sample Part Number:</b>	<b>TTRT2436HPL</b>	<b>.GY1</b>	<b>.GS</b>	<b>.JOC</b>	<b>.DW</b>
----------------------------	--------------------	-------------	------------	-------------	------------

## Table of Contents

---

**Statement of Line** ..... 3

---

**Surface Materials**..... 6

---

**Training Tables**

*Y Base* ..... 11

*Choices Tube Base* ..... 43

*Zona*.....55

---

**Height Adjustable Tables**

*Rejuve* .....62

*Levado*.....68

*4 Adjustability* ..... 78

*Screens* ..... 90

---

**Collaborative, Cafe & Occasional Tables**

*Trumpet Base* ..... 90

---

*Standing Height*

*Rectangle*..... 93

*Wedge* ..... 94

---

*Choices*

*Collaborative* ..... 95

*Café* ..... 101

*Base only* ..... 103

---

*Intrinsic*

*Collaborative* ..... 105

*Café* ..... 111

*Occasional* ..... 113

---

*Trig*

*Collaborative* ..... 115

---

*Tear Drop*

*Occasional* ..... 123

---

**Conference Tables**

*Choices* ..... 127

*Intrinsic* ..... 135

*Trig* ..... 141

---

**Conference & Training Room Components**

*Presentation/Marker Board Cabinet* ..... 146

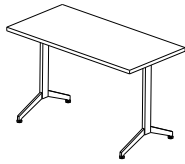
*Mobile Media Cart* ..... 146

*Lecturn* ..... 148

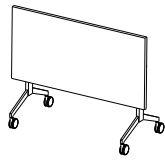
## Training Tables

### Y Base

#### Complete Tables



Fixed Rectangle Table



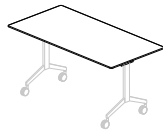
Flip Rectangle Table

24 x 60  
24 x 72  
30 x 60  
30 x 72

#### Table Tops



Rectangle Top



Knife Edge  
Rectangle Top



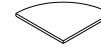
Pebble Shape Top



Half Round Top

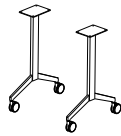


Trapezoid Top



Quarter Round Top

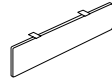
#### Table Bases



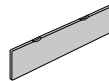
Fixed



Flip



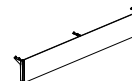
Laminate



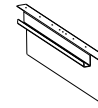
Mesh



Metal



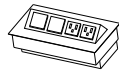
Acrylic



Cable  
Management

#### Modesties

#### Corded and Daisy Chain Pop Up Units



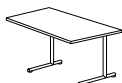
### Choices

#### Complete Tables

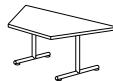
##### Rectangular Training Tables



- T-Base with
- Fixed Top
- Flip Top



##### Trapezoid Training Tables



- T-Base with
- Fixed Top
- Flip Top

##### Half-Round Training Tables



- T-Base with
- Fixed Top
- Flip Top

### Zona Tables

#### Complete Tables

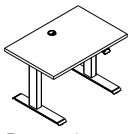


Flip Rectangular Table  
24 x 48      30 x 48  
24 x 60      30 x 60  
24 x 72      30 x 72



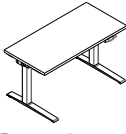
## Height Adjustable Tables

Rejuve



- Rectangle
- Two Stage Electric
  - Three Stage Electric

Levado



- Rectangle
- Electric

4 Adjustability



- Corner
- Single Stage Electric
  - Dual Stage Electric

## Collaborative, Café & Occasional Tables

### Trumpet Base

Round Table Top



High Pressure Laminate



Thermofused Laminate

Glass Round Table Top



Coated MDF Table Top w/Knife Edge



Round



Soft Square

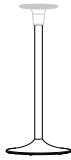
### Trumpet Base



Coffee

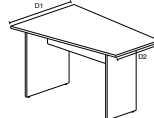
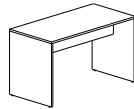


Standard



Cafe

### Standing Height



### Choices

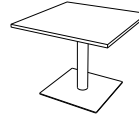
Collaborative



Steel Base



X-Base



Steel Base

Dia.  
30"  
36"  
42"  
48"

Dia.  
30"  
36"  
42"  
48"  
54"  
60"

D/W  
30"  
36"  
42"  
48"

D/W  
24"  
30"  
36"  
42"  
48"  
54"  
60"

Café



X-Base

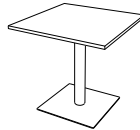


Disc Base

Dia.  
30"  
36"  
42"  
48"



X-Base



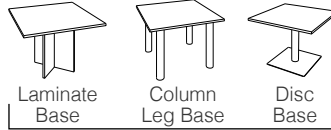
Disc Base

D/W  
30"  
36"  
42"  
48"

## Collaborative, Café & Occasional Tables (continued)

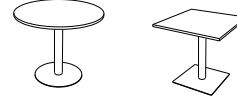
### Intrinsic

Collaborative



D/W  
36"  
42"  
48"  
60"

Cafe



Dia.  
30"  
36"  
42"  
48"

D / W  
30"  
36"  
42"  
48"

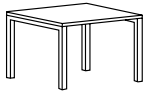
Occasional



D W H  
22" x 22" x 19"  
22" x 48" x 19"

### Trig

Collaborative



D/W  
36"  
42"  
48"

### Tear Drop

Occasional



Tear Drop

## Conference Tables

### Choices

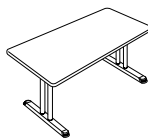
Boat



Racetrack



Rectangle



### Intrinsic

Racetrack



D W  
36" x 72"  
48" x 72"  
48" x 96"  
60" x 96"  
48" x 120"  
48" x 144"

D W  
36" x 72"  
48" x 72"  
48" x 96"  
48" x 120"  
48" x 144"

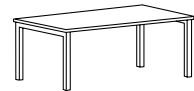
Rectangle



D W  
36" x 72"  
48" x 72"  
48" x 96"  
60" x 96"  
48" x 120"  
48" x 144"

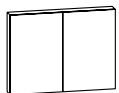
D W  
36" x 72"  
48" x 72"  
48" x 96"  
48" x 120"  
48" x 144"

### Trig



D W  
36" x 72"  
42" x 72"  
48" x 72"  
48" x 96"  
48" x 120"  
48" x 144"

## Conference & Training Room Components



D W H  
7" x 53<sup>3</sup>/<sub>4</sub>" x 40"



D W H  
24" x 36" x 36<sup>5</sup>/<sub>8</sub>"



D W H  
18" x 18" x 43<sup>3</sup>/<sub>4</sub>"

## Surface Material Program

The Trendway Surface Material Program includes a broad selection of coordinated fabrics, laminate and trim finish options. Additionally, Trendway offers a Customers Own Material (COM) program to allow customers to further personalize their work stations.

The following sections describe the Trendway Surface Materials vocabulary.

### Standard Program

Trendway's Standard Program of timeless and popular fabrics, finishes, vinyls and laminates, is recommended for corporate standards programs. These fabrics are carded and swatched by Trendway. Materials in the Trendway Standard Program offering are readily available for orders to ship within 2-4 weeks. Refer to individual panels for fire rating classifications.

### Scheduled Program

Trendway's Schedule Program is made up of additional colors of standard patterns, as well as an evolving collection of fabrics from our textile partners designed to solve all your needs. Influenced and kept up to date by emerging trends, the typical life span in this program is one to three years and is not considered part of the standard program. To see the Scheduled fabrics go to the the surface material page on our website at [www.Trendway.com](http://www.Trendway.com) and filter for "Scheduled" under "Lead-Times". Scheduled fabrics may have different lead time than standard fabrics. Please call Trendway customer care for estimated ship dates.

Both Standard and Scheduled Materials in this program comply with the industry standards for quality and performance.

They all pass California Technical Bulletin 117-2013 and are listed as part of the UL recognized component program.

### Terratex®

Terratex is a Duvaltex brand designating fabrics that are made from 100% recycled or compostable material using increasingly sustainable manufacturing practices to produce a high-quality product that is recyclable at the end of its useful life. For more information, go to [www.terratex.com](http://www.terratex.com).

### COM

Customers Own Material program allows customers to select and specify their own fabric or laminate on Trendway product. For detailed information see item #11 (COM) in the Pricing, Procedures and Policies section in the back of the price list or on [Trenddealer.com](http://Trenddealer.com).

## Pre-Approved COM

Select from popular COM fabrics pre-approved by Trendway. Customers are able to search the COM library on [dealer.trendway.com](http://dealer.trendway.com) for fabrics and specific applications that have passed manufacturability testing on Trendway product.

## HOW TO ORDER SAMPLES

### Standard Program Binder Cards

Seating and panel binder cards are available through Trendway fulfillment. [dealer.trendway.com](http://dealer.trendway.com)

### Standard Program Samples

Samples of fabrics and finishes are available through Trendway fulfillment. [dealer.trendway.com](http://dealer.trendway.com)

### Scheduled Samples

**Samples must be ordered directly through the supplier.** Contact information is listed below and also on our website [www.trendway.com/surfacematerials](http://www.trendway.com/surfacematerials). Click on the link next to the swatch samples.

#### Camira

[www.camirafabrics.com](http://www.camirafabrics.com)  
1-616-288-0655

#### Culp Contract

[www.culpcontract.com](http://www.culpcontract.com)  
336-888-6274

#### Guilford Of Maine®

[www.guilfordofmaine.com](http://www.guilfordofmaine.com)  
1-800-544-0200

#### Mayer Fabrics

[www.mayerfabrics.com](http://www.mayerfabrics.com)  
1-800-428-4415

#### Momentum® Textiles

[www.memosamples.com](http://www.memosamples.com)  
1-800-366-6839

#### Nevamar

[www.nevamar.com](http://www.nevamar.com)  
1-800-638-4380

#### Pionite

[www.pionite.com](http://www.pionite.com)  
1-800-746-6483


#### Ultrafabrics®


[www.ultrafabricsinc.com](http://www.ultrafabricsinc.com)  
914-460-1730

#### Wilsonart®

[www.wilsonart.com](http://www.wilsonart.com)  
1-800-433-3222

## Surface Material Legend

 = 100% Recycled Content

 = Bleach Cleanable. Refer to specific cleaning instructions for each fabric on [www.Trendway.com](http://www.Trendway.com).

## Standard Systems Finishes

Trendway standard paints include smooth and textured styles in our six trim colors.

### Systems Paints and Trim

K	Charcoal
DW	Designer White
G	Gray
L	Light Gray
Y	Sand
J	Stucco
TK	Textured Charcoal
TDW	Textured Designer White
TG	Textured Gray
TL	Textured Light Gray
TY	Textured Sand
TJ	Textured Stucco

### Glazed Panels

#### Plexiglass

01 Clear  
E3A \*Frosted

#### \*Tempered Glass

03 Clear  
05 Frosted

#### Ecoresin

The color options are semi-transparent with (or without) patterns.

#### \*3form

E02 Solo Aqua Supermatte Ecoresin  
E01 Solo Supermatte Ecoresin  
E03 Spider Ecoresin

**\*Note:** These options are offered at an upcharge. Please refer to a specific item in your price list to determine the amount of upcharge.

## Premium Systems Finishes

**Premium finishes are offered at a modest upcharge.** Please refer to a specific item in your price list to determine the amount of upcharge. Textured colors display a matte texture with metallic highlights. They coordinate with standard Trendway trim colors (indicated by the second letter in the code).

### Smooth Metallic Paint

PA	Platinum
----	----------

## Standard Vinyl Edgeband

### Solid

K	Charcoal
E1	Designer White
E6	Graphite
L	Light Gray
Y	Sand
E7	Shadow
J	Stucco

### Patterned

E8	Casual Linen
E9	Classic Linen
EB	Crisp Linen
EG	Earthen Twill
EH	Graphite Twill
EE	Sarum Twill

### Woodgrain

W8	Beigewood
WE	Brazilwood
W7	Empire Mahogany
ER	Espresso Pearwood
WY	Finnish Oak
W5	Fusion Maple
E5	Phantom Charcoal
E4	Phantom Ecru
E3	Phantom Pearl
WZ	Walnut
W6	Wild Cherry

\* Available on Capture, Fabric Screens, and Volo

To see all Trendway finish options, go to [Trendway.com](http://Trendway.com)

Overview & Order Information  
Statement of Line  
Surface Materials  
Training Tables  
Height Adjustable Tables & Screens  
Collaborative, Café & Occasional Tables  
Conference Tables  
Conference & Training Room Components  
Terms, Policies & Index

## High Pressure Laminates – for Work Surfaces and Laminate Tiles

### Standard Program

#### Grade 1

##### Solid

583	Charcoal
J0C	Designer White
J9D	Graphite
573	Light Gray
J20	Sand
J04	Shadow
J11	Stucco

##### Pattern

J6B	Casual Linen
J6A	Classic Linen
J69	Crisp Linen
J9H	Earthen Twill
JM4	Evening Tigris
J9J	Graphite Twill
JN2	Grey Tigris
J09	White Tigris
J9G	Sarum Twill

##### Woodgrain

J0G	Beigewood
J0D	Brazilwood
J2A	Empire Mahogany
J9X	Espresso Pearwood
J98	Finnish Oak
J25	Fusion Maple
J99	Walnut
J1R	Wild Cherry

#### Grade 2

##### Woodgrain

J9C	Phantom Charcoal
J9B	Phantom Ecru
J9A	Phantom Pearl

## Thermofused Laminates – for Storage and Laminate Tiles

### Standard Program

#### Solid

XZ4	Black
XZH	Designer White

#### Grade 1

#### Woodgrain

#### Grade 1

XZ8	Beigewood
XZE	Brazilwood
XZ3	Empire Mahogany
XY6	Espresso Pearwood
XYZ	Finnish Oak
XZ2	Fusion Maple
XZZ	Walnut
XZ1	Wild Cherry

#### Woodgrain

#### Grade 2

XY2	Phantom Charcoal
XY1	Phantom Ecru
XY0	Phantom Pearl

To see all Trendway finish options, go to [Trendway.com](http://Trendway.com)

## CROSS REFERENCE

High Pressure Laminate (HPL), Thermofused Laminate (TFL), Edgebanding, Wood Veneer, Panel Vinyl

Solid Color Name	HPL Capture, Choices, Pack, Worksurfaces	TFL Capture, Intrinsic, Trig	Edgeband	Finish Code	Panel Vinyl Choices, TrendWall, Volo
Black		XZ4			
Charcoal**	583		K	K	V39
Designer White**	J0C	XZH	E1	DW	V52
Graphite	J9D		E6		
Gray**				G	V38
Light Gray**	573		L	L	V51
Platinum**				PA	V53
Sand**	J20		Y	Y	V48
Shadow	J04		E7		
Stucco**	J11		J	J	V49

Pattern Color Name	HPL Capture, Choices, Pack, Worksurfaces	Edgeband
Casual Linen	J6B	E8
Classic Linen	J6A	E9
Crisp Linen	J69	EB
Earthen Twill	J9H	EG
Graphite Twill	J9J	EH
Sarum Twill	J9G	EE

Woodgrain Pattern Name	HPL Capture, Choices, Pack, Worksurfaces	TFL Capture, Intrinsic, Trig	Edgeband	Wood Veneer Choices, Volo	Panel Vinyl TrendWall
American Natural					AS2
Beigewood	J0G	XZ8	W8	M4	
Brazilwood	J0D	XZE	WE	M5	
Empire Mahogany		XZ3	W7	M8	
Espresso Pearwood	J9X	XY6	ER		
Finnish Oak	J98	XZY	WY		
Fusion Maple	J25	XZ2	W5	M2	
Phantom Charcoal	J9C	XY2			
Phantom Ecru	J9B	XY1	E4		
Phantom Pearl	J9A	XY0	E3		
Russian Maple					AS3
Sorrel Pear					AS4
Walnut	J99	XZZ	WZ		
Wild Cherry	J1R	XZ1	W6	M9	

\*\* Trendway standard trim paint color

To see all Trendway finish options, go to [Trendway.com](https://www.trendway.com)



## Training Tables

### Y Base

<i>Overview</i> .....	12
<i>Complete Fixed Top Training Table</i> .....	18
<i>Complete Flip Top Training Table</i> .....	22
<i>Table Tops</i> .....	26
<i>Table Bases</i> .....	33
<i>Modesty Panels</i> .....	34
<i>Electrical Options</i> .....	37
<i>Accessories</i> .....	41

### Choices Tube Base

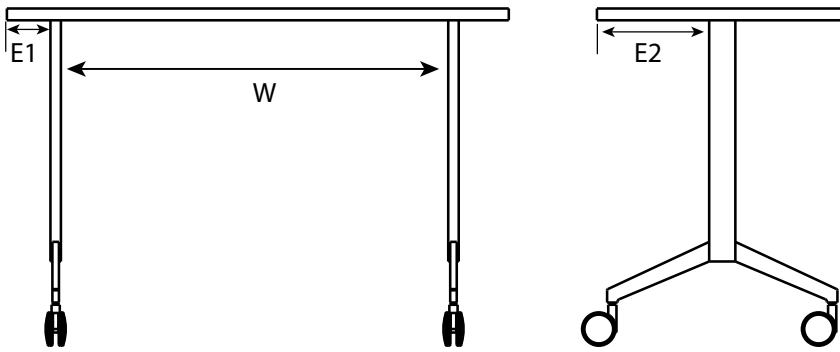
<i>Overview</i> .....	43
<i>Rectangular Tables</i> .....	46
<i>Trapezoid Tables</i> .....	48
<i>Half Round Tables</i> .....	49
<i>Accessories &amp; Base Only</i> .....	52



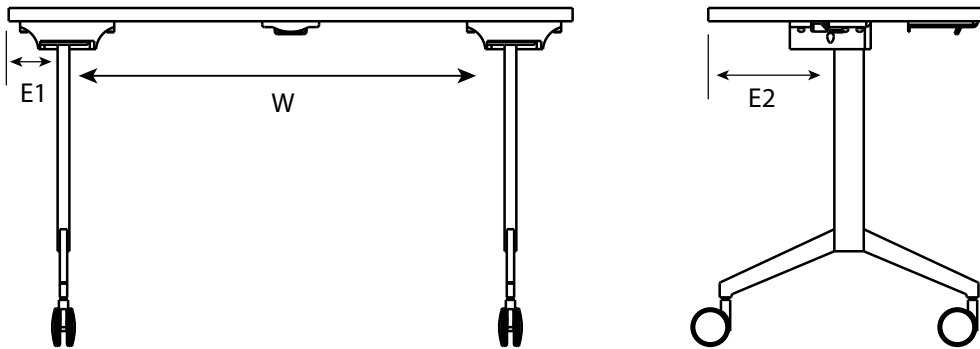
Y Base Overview

Y Base Options for Table Top Shapes		Flip (24" & 30" Deep Top Only)
Table Top Shape	Base Option:	Fixed
Rectangle - HPL & Thermofused		x
Rectangle - Knife Edge		x
Pebble Shape - HPL & Thermofused		N/A
Half Round - HPL & Thermofused		x
Trapezoid - HPL & Thermofused		x
Quarter Round - HPL & Thermofused		N/A

Fixed Base Table



Flip Base Table (Table top flips up for nesting)



Overview &  
Order Information

Statement  
of Line

Surface  
Materials

Training  
Tables

Height  
Adjustable  
Tables & Screens

Collaborative,  
Café & Occasional  
Tables

Conference  
Tables

Conference &  
Training Room  
Components

Terms, Policies  
& Index

**Y Base Table Clearance Dimensions (reference tables on page 12)**

Leg Type: Dimension:	Fixed Base			Flip Base		
	E1	W	E2	E1	W	E2
	Edge of table to outside of leg	Between Legs	Front Edge of Table to the Outside of Leg	Edge of table to outside of leg	Between Legs	Front Edge of Table to the Outside of Leg
<b>Rectangle Top Size:</b>						
24"D x 36"W	3.375	27.25	10.75	4.5	24.875	10.75
24"D x 42"W	3.375	33.25	10.75	4.5	30.875	10.75
24"D x 48"W	3.375	39.25	10.75	4.5	36.875	10.75
24"D x 54"W	3.375	45.25	10.75	4.5	42.875	10.75
24"D x 60"W	3.375	51.25	10.75	4.5	48.875	10.75
24"D x 66"W	3.375	57.25	10.75	4.5	54.875	10.75
24"D x 72"W	3.375	63.25	10.75	4.5	60.875	10.75
30"D x 36"W	3.375	27.25	13.75	4.5	24.875	13.75
30"D x 42"W	3.375	33.25	13.75	4.5	30.875	13.75
30"D x 48"W	3.375	39.25	13.75	4.5	36.875	13.75
30"D x 54"W	3.375	45.25	13.75	4.5	42.875	13.75
30"D x 60"W	3.375	51.25	13.75	4.5	48.875	13.75
30"D x 66"W	3.375	57.25	13.75	4.5	54.875	13.75
30"D x 72"W	3.375	63.25	13.75	4.5	60.875	13.75
36"D x 48"W	3.375	39.25	16.75	N/A	N/A	N/A
36"D x 54"W	3.375	45.25	16.75	N/A	N/A	N/A
36"D x 60"W	3.375	51.25	16.75	N/A	N/A	N/A
36"D x 66"W	3.375	57.25	16.75	N/A	N/A	N/A
36"D x 72"W	3.375	63.25	16.75	N/A	N/A	N/A
<b>Knife Edge Rectangle Top Size:</b>						
24"D x 36"W	5.325	23.25	10.75	6.5	21	10.75
24"D x 42"W	5.325	29.25	10.75	6.5	27	10.75
24"D x 48"W	5.325	35.25	10.75	6.5	33	10.75
24"D x 60"W	5.325	47.25	10.75	6.5	45	10.75
24"D x 72"W	5.325	59.25	10.75	6.5	57	10.75
30"D x 36"W	5.325	23.25	13.75	6.5	21	13.75
30"D x 42"W	5.325	29.25	13.75	6.5	27	13.75
30"D x 48"W	5.325	35.25	13.75	6.5	33	13.75
30"D x 60"W	5.325	47.25	13.75	6.5	45	13.75
30"D x 66"W	5.325	53.25	13.75	6.5	51	13.75
30"D x 72"W	5.325	59.25	13.75	6.5	57	13.75
36"D x 48"W	5.325	35.25	16.75	N/A	N/A	N/A
36"D x 60"W	5.325	47.25	16.75	N/A	N/A	N/A
36"D x 72"W	5.325	59.25	16.75	N/A	N/A	N/A
<b>Pebble Top Size:</b>						
30"D x 72"W	13	44	13.75	N/A	N/A	N/A
36"D x 72"W	13	44	16.75	N/A	N/A	N/A
<b>Half Round Top Size:</b>						
24"D x 48"W	13.25	19.5	10.75	13.5	19	10.75
30"D x 60"W	13.25	31.5	13.75	16.5	25	13.75
36"D x 72"W	13.25	43.5	16.75	N/A	N/A	N/A
<b>Trapezoid Top Size:</b>						
24"D x 48"W	12	22	10.75	12	22	10.75
30"D x 60"W	14.5	29	13.75	14.5	29	13.75
36"D x 72"W	17	36	16.75	N/A	N/A	N/A
<b>Quarter Round Top Size:</b>						
24"	N/A	N/A	N/A	N/A	N/A	N/A
30"	N/A	N/A	N/A	N/A	N/A	N/A
36"	N/A	N/A	N/A	N/A	N/A	N/A

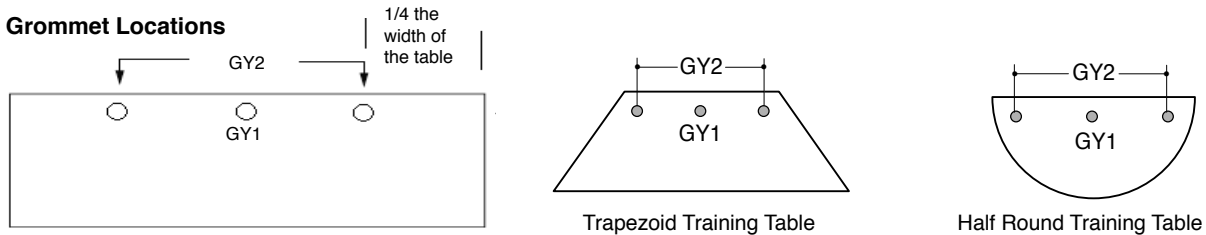
- Overview & Order Information
- Statement of Line
- Surface Materials
- Training Tables
- Height Adjustable Tables & Screens
- Collaborative, Café & Occasional Tables
- Conference Tables
- Conference & Training Room Components
- Terms, Policies & Index

## Grommet/Pop Up Electrical Units for Trendway Training Tables

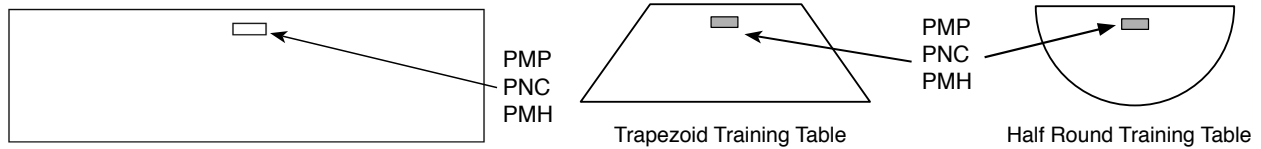
When specifying training tables, grommets or pop up cutouts may be specified for power/data routing and access. Grommets are available in black or silver and come pre-installed in the table top when GY1 or GY2 are specified as the Power Option. If Pop Up electrical units are chosen as the Power Option, the table top will ship with a factory-cut opening to house the unit, but the Pop Up units must be ordered separately. The chart below indicates which Grommet or Pop Up options are available for specific Training Tables.

Code	Position
<b>GY1</b>	Single grommet, centered left-to-right, 4 ¾" in from back of table top for a 24" deep top and 5 ½" in for 30" and 36" deep tops.
<b>GY2</b>	Pair of grommets, ¼ the width of the top in from each side, and 4 ¾" in from back of table top for a 24" deep top and 5 ½" in for 30" and 36" deep tops.
<b>PMP &amp; PNC</b>	One cutout for Pop Up Unit, centered left-to-right, 4 ¾" in from back of table top for a 24" deep top and 5 ½" in for 30" and 36" deep tops.
<b>PMH</b>	One cutout for Pop Up Unit, centered left-to-right, 4 ½" in from back of table top for a 24" deep top and 5 ¼" in for 30" and 36" deep tops.

### Grommet Locations



### Pop Up Locations



Dimensions	Grommet		Pop Up		
	GY1	GY2	PMP	PNC	PMH
<b>Rectangle Top</b>					
24"D x 36"W	x	N/A	x	x	x
24"D x 42"W	x	N/A	x	x	x
24"D x 48"W	x	x	x	x	x
24"D x 54"W	x	x	x	x	x
24"D x 60"W	x	x	x	x	x
24"D x 66"W	x	x	x	x	x
24"D x 72"W	x	x	x	x	x
30"D x 36"W	x	N/A	x	x	x
30"D x 42"W	x	N/A	x	x	x
30"D x 48"W	x	x	x	x	x
30"D x 54"W	x	x	x	x	x
30"D x 60"W	x	x	x	x	x
30"D x 66"W	x	x	x	x	x
30"D x 72"W	x	x	x	x	x
36"D x 48"W	x	x	x	x	x
36"D x 54"W	x	x	x	x	x
36"D x 60"W	x	x	x	x	x

Dimensions	Grommet		Pop Up		
	GY1	GY2	PMP	PNC	PMH
<b>Rectangle Top (continued)</b>					
36"D x 66"W	x	x	x	x	x
36"D x 72"W	x	x	x	x	x
<b>Pebble Shape Top</b>					
30"D x 72"W	N/A	N/A	N/A	N/A	N/A
36"D x 72"W	N/A	N/A	N/A	N/A	N/A
<b>Half Round Top</b>					
24"D x 48"W	x	x	x	x	x
30"D x 60"W	x	x	x	x	x
36"D x 72"W	x	x	x	x	x
<b>Trapezoid Top</b>					
24"D x 48"W	x	N/A	x	x	x
30"D x 60"W	x	N/A	x	x	x
36"D x 72"W	x	N/A	x	x	x
<b>Quarter Round Top</b>					
24"	N/A	N/A	N/A	N/A	N/A
30"	N/A	N/A	N/A	N/A	N/A
36"	N/A	N/A	N/A	N/A	N/A

## Training Table Electrical Options

The Angled Leg Training Tables have two Pop Up options: Corded and Daisy Chained and a 4-wire 2 circuit power system.

### Corded Pop Ups

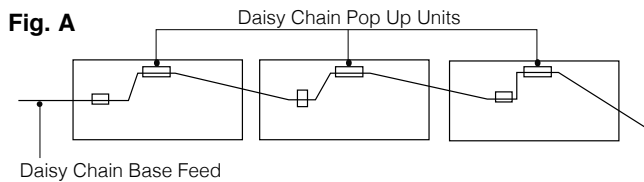
The corded Pop Ups come with a 6' cord that plugs into an outlet. Corded Pop Ups cannot plug into other corded Pop Ups or to Daisy Chain Pop Ups.

### Daisy Chain Pop Ups

Daisy Chain Pop Ups allow a single Base Feed to power up to eight tables, depending on table width. The Daisy Chain Pop Up consists of three parts, the Base Feed, the Pop Up unit, and the Jumper. The Base Feed plugs into building power using a standard 15 amp plug. The Jumper is used to connect tables 66" and 72" to adjacent tables. In the connection sequence, each Jumper counts as a table in planning for the number of tables that can be linked (maximum eight). The Base Feed prevents overloading and will shut off power if the load is exceeded. It has a regulator with an LED light that is green in normal conditions and red in overload conditions. Pop Up unit includes the Pop Up and two connectors that will each attach to a connector on an adjacent table or to a Base feed.

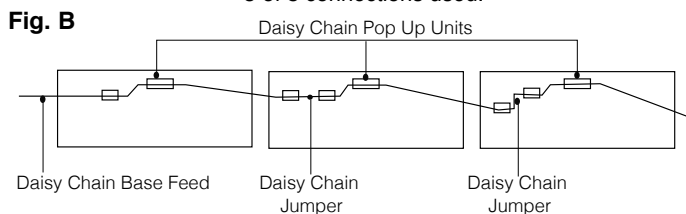
This example uses three Daisy Chain Pop Up units to run power through three 60" wide tables. Since the tables are all less than 66" wide, no Jumpers are required. (Fig. A)

Daisy Chain Pop Ups as shown on 60" wide table  
3 of 8 connections used.



This example uses three Daisy Chain Pop Up units and two Jumpers to run power through three 72" tables. Tables 66" and 72" wide each require one Jumper in order to connect to an adjacent table. (Fig. B)

Daisy Chain Pop Ups as shown on 72" wide table  
5 of 8 connections used.



## Training Table Power System

The Power System provides a 4-wire, 2-circuit system, with 20 Amps for each system (circuit 1 and 2 only). The system accepts up to 10 receptacles per circuit and 20 receptacles per Base Feed, for a total of 10 Power Sets per Base Feed. The main system components include the Power Set, Electrical Harness, H-Connector and Base Feed. Grommets are required to access the power box under the table.

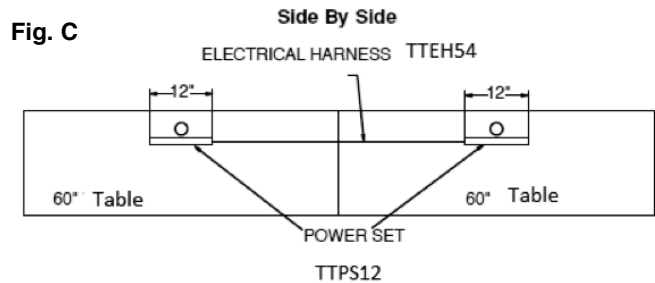
For this layout, the harness length is calculated by the following equation:

$$(\text{Half of Surface 1 width}) + (\text{Half of Surface 2 width}) - 6" = \text{Harness Length}$$

If calculated harness length does not match an exact size, select next longer length.

Example: Surface (1) is 60" wide  
Surface (2) is 60" wide

$$(30") + (30") - 6" = 54" \text{ (Fig. C)}$$



## Modesty Guidelines

Trendway offers five modesty options for Training Tables. Each provides a different function, aesthetic and price to meet various user requirements. All modesty options can be mounted on a Fixed Base table. Laminate, Mesh and Metal modesties have also flip function, and when attached to a Flip Top Table will rotate out of the way when tables are flipped and nested.

## Flip Modesty Planning – 24" Deep Tables

There are two configuration options for Laminate, Mesh and Metal flip modesties when specified for 24" deep table tops.

**Full width:** Modesty must be installed inset from the Table's front edge, 3.5" for Laminate and Metal Modesties and 5.5" for Mesh. Pop Up electrical units and Grommets cannot be specified for this configuration.

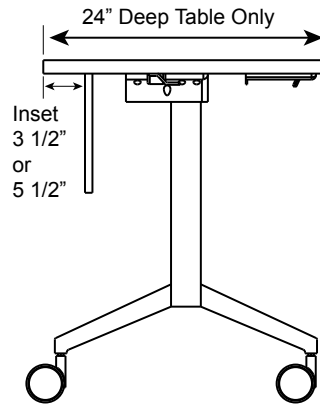

**12" Shorter:** Modesties specified at least 12" shorter than the Table width

can be mounted at the front edge of the Table. They flip into the clearance space between the table legs. Pop Up units and Grommets can be specified for this configuration.

## Flip Modesty Planning – 30" Deep Tables

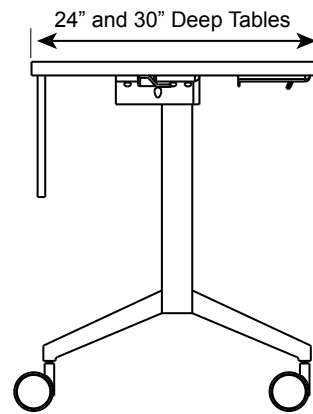

Modesties specified for 30" deep Tables **must** be 12" shorter than the table width. They can then be mounted at the front edge of the table and can flip into the clearance space between table legs. Pop Up units and Grommets can be specified for this configuration.

Modesty Full Width of Table



Pop up Electrical units can not be used with full width modesties on flip top tables.

Modesty 12" Less than Width of Table

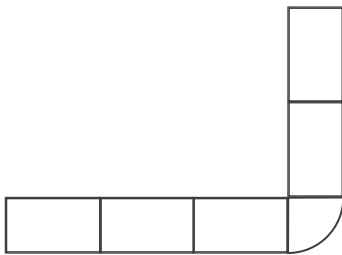

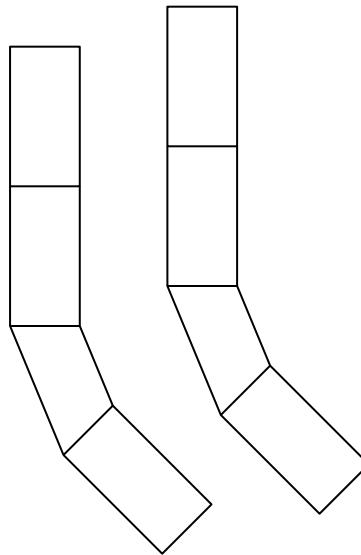
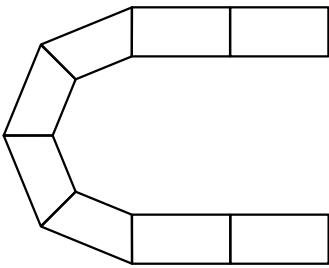
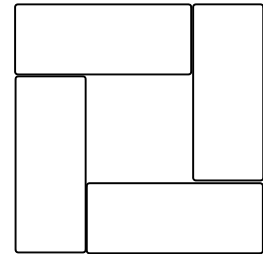
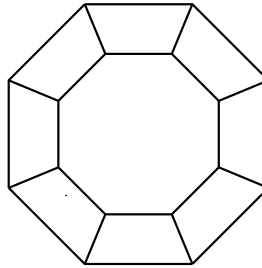
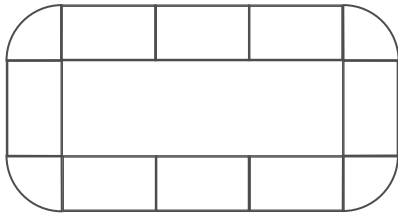
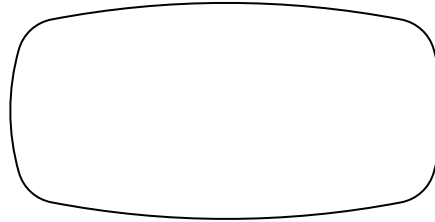
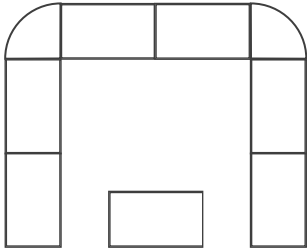


Pop up Electrical units can be used with these inset modesties on flip top tables.

**Note:** 36" deep tables cannot accommodate modesties that flip.

## Idea Starters

So many ways to arrange and rearrange for almost any learning environment



### TABLE WEIGHT LIMITS

Tables with the recommended base/top size combination can support a maximum of 1.5 lb. for each inch of perimeter, evenly distributed.

### WARNING:

Failure to observe the recommended practices, such as loading beyond listed weight limits, will result in unsafe usage conditions and may result in bodily injury or failure of other components.

Any modification to Trendway product will change the criteria referenced above. Trendway will not honor the product warranty if modifications are made to the product or if the capacities referenced are exceeded.

## Complete Fixed Top Rectangle Training Tables – High Pressure Laminate

Complete Tables ship with all parts required for assembly, including top and angled training table Legs. Complete Fixed Top Rectangle Training Tables High Pressure Laminate tops are constructed of high pressure laminate with a 3mm vinyl edge. Table tops are a nominal 1 1/4" thick. Tables are available with glides or locking casters. Casters are 3" high, and available in Black or in a two-tone

platinum/black color. Tables may also be optioned with a factory-cut opening for a Pop Up Electrical Unit or Grommet. Grommets are available in black or silver and ship with the table when specified.

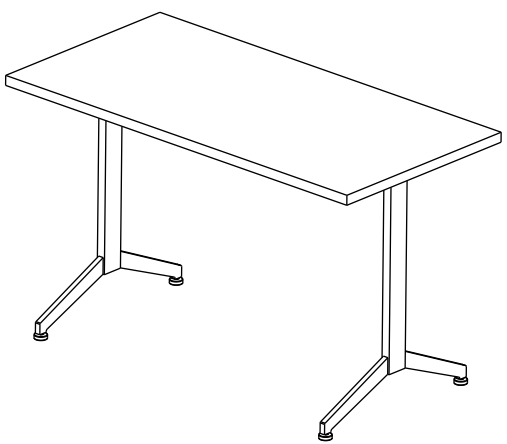
**Pop Up Electrical Units are ordered separately, see page 38 & 39 for details.**

Shipped ready to assemble. Tables are 29" (737) high.

**For additional Table Top shapes and sizes and base options please refer to pages 26-32.**

## Complete Fixed Top Rectangle Training Table – High Pressure Laminate

Dimensions		List Price			Catalog Number	Casters/ Glides	Power Options	Grommet Color	Wire Manager	Laminate Color	Base Trim Color	Edge Color
Depth	Width	1	2	3								
24" (610)	60" (1524)	\$ 1009	\$ 1035	\$ 1134	TTABFXT2460HPL TTABFXT2472HPL	GL No Cost Glides	NN No Power	GB Black	WMN No Cost No Manager	High Pressure Laminate Color	Standard Finish No Cost	See Surface Materials Page 7
	72" (1829)	1108	1134	1233								
30" (762)	60" (1524)	\$1125	\$1166	\$1321	TTABFXT3060HPL TTABFXT3072HPL	BCB + \$108 Black Casters	GY1 One Grommet Center	GS Silver	WMY + \$41 Wire Manager	(See Surface Materials Page 8)	Premium Finish + \$38 See Surface Materials Page 7	
	72" (1829)	1230	1271	1426								
						BCC + \$108 Two Tone Caster Platinum/ Black	GY2 Two Grommets					
							PMP Basic Cut Out					
							PNC Multi- function Cut Out					
							PMH Aluminum Cut Out					
Build your complete Part Number here:					-----	---	---	--	--	---	--	--



Build your complete Part Number here:

Sample Part Number:

TTABFXT2460HPL	.BCB	.GY2	.GS	.WMN	.JOC	.DW	.DW					
\$1009	+	\$108	+	N/C	+	N/C	+	N/C	+	N/C	+	N/C

Total Cost \$1117 =

## Complete Fixed Top Rectangle Training Tables Thermofused Laminate

Complete Tables ship with all parts required for assembly, including top and angled training table Legs. Complete Fixed Top Rectangle Training Tables Thermofused Laminate tops are constructed of thermofused laminate with a 3mm vinyl edge. Table tops are a nominal 1" thick. Tables are available with glides or locking casters. Casters are 3" high, and available in Black or in a two-tone

platinum/black color. Tables may also be optioned with a factory-cut opening for a Pop Up Electrical Unit or Grommet. Grommets are available in black or silver and ship with the table when specified

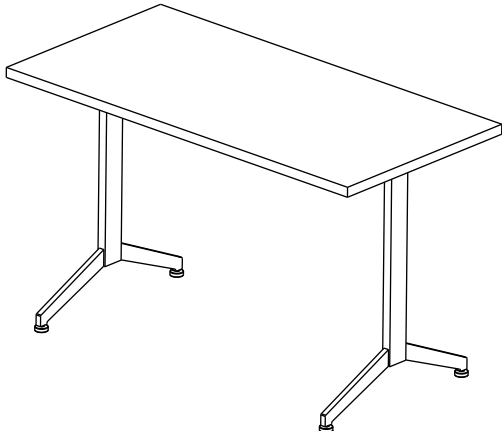
**Pop Up Electrical Units are ordered separately, see page 38 & 39 for details.**

Shipped ready to assemble. Tables are 28.75" (730) high.

**For additional Table Top shapes and sizes and base options please refer to pages 26-32.**

## Complete Fixed Top Rectangle Training Table – Thermofused

Dimensions		List Price Thermofused Grades		Catalog Number	Casters/ Glides	Power Options	Grommet Color	Wire Manager	Thermo-fused Color	Base Trim Color	Edge Color
Depth	Width	1	2								
24" (610)	60" (1524)	\$ 925	\$ 940	TTABFXT2460TFL TTABFXT2472TFL	GL No Cost Glides	NN No Power	GB Black	WMN No Cost No Manager	Thermo-fused  (See Surface Materials Page 8)	Standard Finish No Cost	See Surface Materials Page 7
	72" (1829)	1008	1037								
30" (762)	60" (1524)	\$ 1032	\$ 1061	TTABFXT3060TFL TTABFXT3072TFL	BCB + \$108 Black Casters	GY1 One Grommet in Center	GS Silver	WMY + \$41 Wire Manager	(See Surface Materials Page 8)	Premium Finish + \$38	See Surface Materials Page 7
	72" (1829)	1123	1152								

<b>Build your complete Part Number here:</b>	-----	---	---	--	--	---	--	--
--	-------	-----	-----	----	----	-----	----	----

Sample Part Number:

TTABFXT2460TFL	.BCB	.GY2	.GS	.WMN	.JOC	.DW	.DW
----------------	------	------	-----	------	------	-----	-----

Total Cost \$1033 =

\$925	+	\$108	+	N/C	+	N/C	+	N/C	+	N/C	+	N/C	+	N/C
-------	---	-------	---	-----	---	-----	---	-----	---	-----	---	-----	---	-----



### Modesty Panels

The following Modesty Panels can be specified for the Complete Fixed Top Tables on page 18 and 19.

### Laminate Modesty

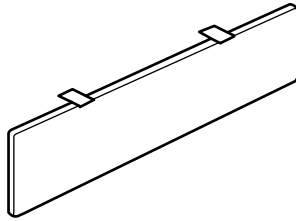
The Laminate Modesty is 10" in height, 5/8" thick and constructed of High Pressure Laminate. It is available in 21 colors with matching edge color. The Modesty should be specified at the same width as the table top to which it will be attached. Mounting hardware is included.

### Mesh Modesty

The Mesh Modesty has a narrow metal frame covered in black mesh. It includes a Velcro closure pocket for cable management. The Modesty is 12" in height. Available in black mesh only.

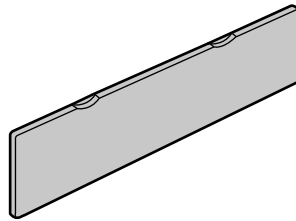
### Metal Modesty

With a clean, simple aesthetic, the Metal Modesty is 10" in height with a very narrow side profile. It is constructed of steel and available in all Trendway trim colors. Mounting hardware is included.



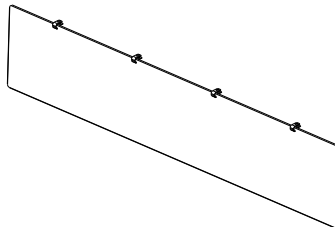
### Training Table Laminate Modesty Panels – Fixed Top

Dimension Width	List Price			Catalog Number	Modesty	Laminate Color
	1	2	3			
60" (1524)	\$ 336	\$ 377	\$ 532	TTLMP60	FXM No Cost Fixed	Select High Pressure Laminate Colors Available (See Surface Material Pg 8)
72" (1829)	359	400	555	TTLMP72		



### Training Table Mesh Modesty Panels – Fixed Top

Dimension Width	List Price	Catalog Number
60" (1524)	\$ 232	TTMSHP60
72" (1829)	254	TTMSHP72



### Training Table Metal Modesty Panels – Fixed Top

Dimension Width	List Price	Catalog Number	Trim Color
66" (1676)	\$ 239	TTMTLP60	Standard Finish No Cost
72" (1829)	269	TTMTLP72	
			Premium Finish + \$19  (See Surface Material Pg 7)

Build your complete Part Number here:

_____	__
-------	----

Sample Part Number:

TTMTLP60	.TG
----------	-----

Total Cost \$239 =

\$239	+	N/C
-------	---	-----

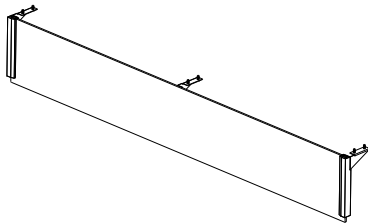
### Acrylic Modesty

The Acrylic Modesty is 10" in height and available in clear, frosted or decorative acrylic. Side brackets are available in all Trendway trim colors. The Modesty should be specified at the same width as the table top to which it will be attached. Mounting hardware is included.

### Cable Management Modesty

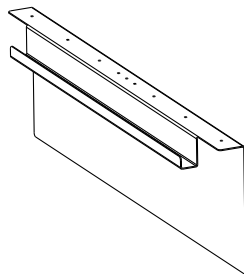
The Cable Management Modesty is constructed of steel and is 10" in height. The Cable Management Modesty installs into a pre-drilled location 1/2" recessed from the front edge of the

table. It is drilled to accommodate one Power Set for a hidden power source. It also provides a channel for cable management. This Modesty provides the flexibility to specify a fully powered Table without visible cables. It should be specified at the same width as the table top to which it will be attached. Mounting hardware is included.



### Training Table Acrylic Modesty Panels – Fixed Top

Dimensions Width	List Price	Catalog Number	Insert Material	Trim Color
60" (1524)	\$ 826	<b>TTPGMP60</b>	Plexiglass (01)	Standard Finish No Cost
72" (1829)	931	<b>TTPGMP72</b>	No Cost	Premium Finish + \$13
			Frosted Plexiglass (E3A)	(See Surface Materials Page 7)
			60" + \$78	
			72" + \$104	
			3-Form (E01-E03)	
			60" + \$315	
			72" + \$421	



### Training Table Cable Management Modesty Panels – Fixed Top

Dimensions Width	List Price	Catalog Number	Trim Color
60" (1524)	\$ 258	<b>TTCMTP60</b>	Standard Finish No Cost
72" (1829)	288	<b>TTCMTP72</b>	Premium Finish + \$25
			(See Surface Materials Page 7)
<b>Build your complete Part Number here:</b>		_____	_____

Sample Part Number:

TTPGMP60	.E3A	.PA
----------	------	-----

Total Cost \$917 =

\$826	+	\$78	+	\$13
-------	---	------	---	------

## Complete Flip Top Rectangle Training Tables High Pressure Laminate

Flip Top Tables offer a simple flip function that allows multiple tables to be nested together for space-saving storage. Complete Tables ship with all parts required for assembly, including top and angled training table Legs. Complete Flip Top Rectangle Training Tables High Pressure Laminate tops are constructed of high pressure laminate with a 3mm vinyl edge. Table tops are a nominal 1 1/4" thick. Tables

ship standard with locking casters. Casters are 3" high, and are available in Black or in a two-tone platinum/black color. Tables may be optioned with a factory-cut opening for a Pop Up Electrical Unit or with a Grommet. Grommets are available in black or silver and ship with the table when specified.

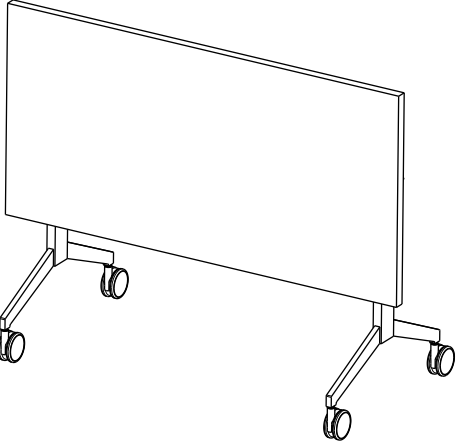
Shipped ready to assemble. Tables are 29" (737) high.

**For additional Table Top shapes and sizes and base options please refer to pages 26-32.**

**Pop Up Electrical Units are ordered separately, see page 38-39 for details.**

### Complete Flip Top Rectangle Training Table – High Pressure Laminate

Dimensions		List Price Laminate Grades			Catalog Number	Casters	Power Options	Grommet Color	Wire Manager	Laminate Color	Base Trim Color	Edge Color
Depth	Width	1	2	3								
24" (610)	60" (1524)	\$1875	\$1901	\$2000	TTABFLP2460HPL TTABFLP2472HPL	BCB Black Casters	NN No Power	GB Black	WMN No Cost No Manager	High Pressure Laminate Color	Standard Finish No Cost	See Surface Materials Page 7
	72" (1829)	1973	1999	2098								
30" (762)	60" (1524)	\$1991	\$2032	\$2187	TTABFLP3060HPL TTABFLP3072HPL	BCC Two Tone Caster Platinum/ Black	GY1 One Grommet in Center	GS Silver	WMY + \$41 Wire Manager	(See Surface Materials Page 8)	Premium Finish + \$38	See Surface Materials Page 7
	72" (1829)	2095	2136	2291								

<b>Build your complete Part Number here:</b>	-----	---	---	--	---	---	--	---
--	-------	-----	-----	----	-----	-----	----	-----

Sample Part Number:

TTABFLP2460HPL	.BCB	.GY2	.GS	.WMN	.JOC	.DW	.DW
----------------	------	------	-----	------	------	-----	-----

Total Cost \$1875 =

\$1875	+	N/C	+	N/C	+	N/C	+	N/C	+	N/C	+	N/C
--------	---	-----	---	-----	---	-----	---	-----	---	-----	---	-----

## Complete Flip Top Rectangle Training Tables Thermofused Laminate

Flip Top Tables offer a simple flip function that allows multiple tables to be nested together for space-saving storage. Complete Tables ship with all parts required for assembly, including top and angled training table Legs. Complete Flip Top Rectangle Training Tables Thermofused Laminate tops are constructed of thermofused laminate with a 3mm vinyl edge. Table tops are a nominal 1" thick. Tables ship

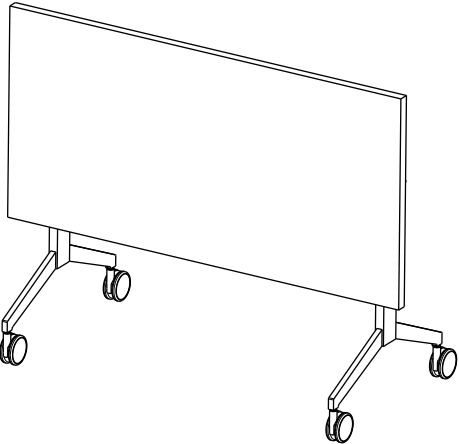
standard with locking casters. Casters are 3" high, and are available in Black or in a two-tone platinum/black color. Tables may be optioned with a factory-cut opening for a Pop Up Electrical Unit or with a Grommet. Grommets are available in black or silver and ship with the table when specified

**Pop Up Electrical Units are ordered separately, see page 38-39 for details.**

Shipped ready to assemble. Tables are 28.75" (730) high.

**For additional Table Top shapes and sizes and base options please refer to pages 26-32.**

### Complete Flip Top Rectangle Training Table – Thermofused Laminate

Dimensions		List Price Thermofused Grades		Catalog Number	Casters/ Glides/	Power Options	Grommet Color	Wire Manager	Thermo-fused Color	Base Trim Color	Edge Color		
Depth	Width	1	2										
24" (610)	60" (1524)	\$ 1790	\$ 1805	TTABFLP2460TFL TTABFLP2472TFL	BCB Black Casters	NN No Power	GB Black	WMN No Cost No Manager	Thermo-fused	Standard Finish No Cost	See Surface Materials Page 7		
	72" (1829)	1874	1903										
30" (762)	60" (1524)	\$ 1897	\$ 1926	TTABFLP3060TFL TTABFLP3072TFL	BCC Two Tone Caster Platinum/ Black	GY1 One Grommet in Center	GS Silver	WMY + \$41 Wire Manager	(See Surface Materials Page 8)	Premium Finish + \$38	See Surface Materials Page 7		
	72" (1829)	1988	2017										
						GY2 Two Grommets  PMP Basic Cut Out  PNC Multi- function Cut Out  PMH Aluminum Cut Out	Build your complete Part Number here:					---	---
							---	---	---	---	---	---	---
							---	---	---	---	---	---	---
							---	---	---	---	---	---	---

Sample Part Number:

Total Cost \$1790 =

TTABFLP2460TFL	.BCB	.GY2	.GS	.WMN	.JOC	.DW	.DW					
\$1790	+	N/C	+	N/C	+	N/C	+	N/C	+	N/C	+	N/C

Overview & Order Information  
Statement of Line  
Surface Materials  
Training Tables  
Height Adjustable Tables & Screens  
Collaborative, Café & Occasional Tables  
Conference Tables  
Conference & Training Room Components  
Terms, Policies & Index

### Modesty Panels

The following Modesty Panels can be specified for the Complete Flip Top Tables on page 22 and 23. They have a flip function and will tilt out of the way when Flip Top Tables are flipped and nested. See Modesty Guidelines on page 16 for more details.

### Laminate Modesty

The Laminate Modesty is 10" high, 5/8" thick and constructed of High Pressure Laminate. It is available in 21 colors with matching edge color. The Laminate Modesty option has a

flip function and will fold out of the way when Flip Top Tables are flipped and nested. Mounting hardware is included.

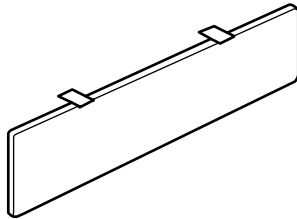
### Mesh Modesty

The Mesh Modesty has a narrow metal frame covered in black mesh. It includes a Velcro closure pocket for cable management. The Modesty is 12" high and has a flip function and will fold down out of the way when Tables are flipped and nested. Available in black mesh only.

### Metal Modesty

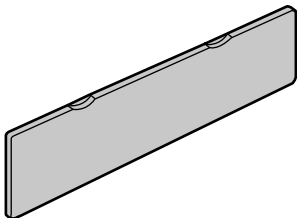
With a clean, simple aesthetic, Metal Modesty is 10" in height with a very narrow side profile. The Metal Modesty has a flip function and will fold down out of the way when Flip Top Tables are flipped and nested. It is constructed of steel and available in all Trendway trim colors. Mounting hardware is included.

### Training Table Laminate Modesty Panels – Flip Top



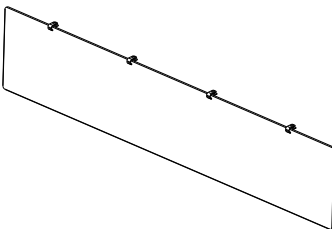
Dimension Width	Fits Tables Sizes	List Price			Catalog Number	Modesty	Laminate Color
		1	2	3			
48" (1219)	24x60 with power, 30x60 with or without power	\$ 198	\$ 224	\$ 323	TTLMP48	FDM + \$47 Flip	Select High Pressure Laminate Colors Available (See Surface Material Pg 8)
60" (1524)	24x60 with no power, 24x72 with power, 30x72 with or without power	336	377	532	TTLMP60		
72" (1829)	24x72 with no power	359	400	555	TTLMP72		

### Training Table Mesh Modesty Panels – Flip Top



Dimension Width	Fits Tables Sizes	List Price	Catalog Number
48" (1219)	24x60 with power, 30x60 with or without power	\$ 211	TTMSHP48
60" (1524)	24x60 with no power, 24x72 with power, 30x72 with or without power	232	TTMSHP60
72" (1829)	24x72 with no power	254	TTMSHP72

### Training Table Metal Modesty Panels – Flip Top



Dimension Width	Fits Tables Sizes	List Price	Catalog Number	Trim Color
48" (1219)	24x60 with power, 30x60 with or without power	\$ 210	TTMTLP48	Standard Finish No Cost
60" (1524)	24x60 with no power, 24x72 with power, 30x72 with or without power	239	TTMTLP60	Premium Finish + \$19
72" (1829)	24x72 with no power	269	TTMTLP72	(See Surface Material Pg 7)

Build your complete Part Number here:

Sample Part Number:

TTMTLP48	.TG
----------	-----

Total Cost \$210 =

\$210	+	N/C
-------	---	-----

# NOTES

Multiple horizontal lines for taking notes.

- Overview & Order Information
- Statement of Line
- Surface Materials
- Training Tables
- Height Adjustable Tables & Screens
- Collaborative, Café & Occasional Tables
- Conference Tables
- Conference & Training Room Components
- Terms, Policies & Index

## High Pressure Laminate Rectangle Training Table Tops

High Pressure Laminate Training Table Tops are constructed with High Pressure laminate and have a 3mm vinyl edge. Table Tops are a nominal 1¼" thick. They are available with an optional black or silver grommet or a factory-cut opening for a pop up unit.

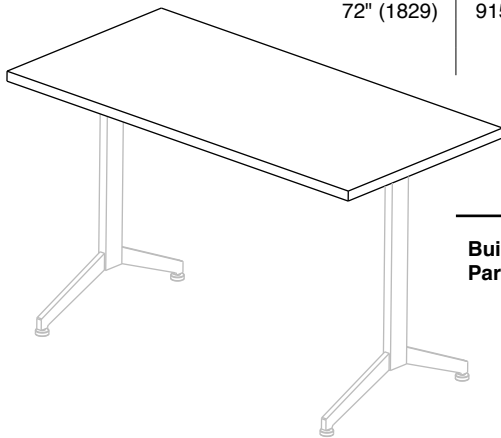
Pop ups are ordered separately, see page 38-39 for details.

These Table Tops are designed for use with the Angled Training Table Base.

They are drilled to accept Fixed and Flip bases (except 36" deep tops).

### High Pressure Laminate Rectangle Training Table Top

Dimensions		List Price			Catalog Number	Power Options	Grommet Color	Laminate Color	Edge Color
Depth	Width	Laminate Grades							
		1	2	3					
24" (610)	36" (914)	\$ 248	\$ 274	\$ 373	TTRT2436HPL	NN No Power	GB Black	High Pressure Laminate Color  (See Surface Materials Page 8)	See Surface Materials Page 7
	42" (1067)	256	282	381	TTRT2442HPL				
	48" (1219)	262	288	387	TTRT2448HPL				
	54" (1372)	496	522	621	TTRT2454HPL	GY1 One Grommet Center	GS Silver		
	60" (1524)	553	579	678	TTRT2460HPL				
	66" (1676)	624	650	749	TTRT2466HPL				
	72" (1829)	652	678	777	TTRT2472HPL	GY2 Two Grommets for 48" and wider work surfaces			
30" (762)	36" (914)	\$ 234	\$ 260	\$ 359	TTRT3036HPL		PMP Basic Pop Up Cut Out		
	42" (1067)	240	266	365	TTRT3042HPL				
	48" (1219)	248	274	373	TTRT3048HPL				
	54" (1372)	567	608	763	TTRT3054HPL				
	60" (1524)	602	643	798	TTRT3060HPL				
	66" (1676)	674	715	870	TTRT3066HPL				
	72" (1829)	709	750	905	TTRT3072HPL	PNC Multifunction Pop Up Cut Out			
36" (914)	48" (1219)	\$ 425	\$ 466	\$ 621	TTRT3648HPL		PMH Aluminum Pop Up Cut Out		
	54" (1372)	738	779	934	TTRT3654HPL				
	60" (1524)	837	878	1033	TTRT3660HPL				
	66" (1676)	902	955	1160	TTRT3666HPL				
	72" (1829)	915	968	1173	TTRT3672HPL				
<b>Build your complete Part Number here:</b>					---	---	---	---	---



Sample Part Number:

TTRT2436HPL	.GY1	.GS	.JOC	.DW
-------------	------	-----	------	-----

Total Cost \$248 =

\$248	+	N/C	+	N/C	+	N/C	+	N/C
-------	---	-----	---	-----	---	-----	---	-----

## Thermofused Laminate Rectangle Training Table Tops

Thermofused Laminate Training Table Tops are constructed with Thermofused laminate and have a 3mm vinyl edge. Table Tops are 1" thick. They are available with an optional black or silver grommet or a factory-cut opening for a pop up units.

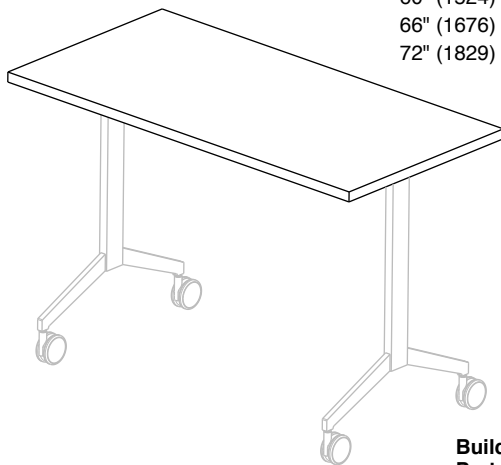
These Table Tops are designed for use with the Angled Training Table Base.

They are drilled to accept Fixed and Flip bases (except 36" deep tops).

Pop ups are ordered separately, see page 38-39 for details.

### Thermofused Laminate Rectangle Training Table Top

Dimensions		List Price Thermofused Grades		Catalog Number	Power Options	Grommet Color	Thermofused Color	Edge Color
Depth	Width	1	2					
24" (610)	36" (914)	\$ 210	\$ 225	TTRT2436TFL	NN No Power	GB Black	Thermofused Laminate Color  (See Surface Materials Page 8)	See Surface Materials Page 7
	42" (1067)	216	231	TTRT2442TFL				
	48" (1219)	222	237	TTRT2448TFL				
	54" (1372)	421	436	TTRT2454TFL	GY1 One Grommet Center	GS Silver		
	60" (1524)	468	483	TTRT2460TFL				
	66" (1676)	528	557	TTRT2466TFL				
	72" (1829)	552	581	TTRT2472TFL				
30" (762)	36" (914)	\$ 198	\$ 213	TTRT3036TFL			GY2 Two Grommets for 48" and wider work surfaces	PMP Basic Pop Up Cut Out
	42" (1067)	204	233	TTRT3042TFL				
	48" (1219)	210	239	TTRT3048TFL				
	54" (1372)	480	509	TTRT3054TFL				
	60" (1524)	510	539	TTRT3060TFL				
	66" (1676)	570	599	TTRT3066TFL				
	72" (1829)	600	629	TTRT3072TFL				
36" (914)	48" (1219)	\$ 360	\$ 389	TTRT3648TFL	PNC Multifunction Pop Up Cut Out	PMH Aluminum Pop Up Cut Out		
	54" (1372)	624	674	TTRT3654TFL				
	60" (1524)	709	759	TTRT3660TFL				
	66" (1676)	763	813	TTRT3666TFL				
	72" (1829)	774	824	TTRT3672TFL				



Build your complete Part Number here: \_\_\_\_\_

Sample Part Number:

TTRT2436TFL	.GY1	.GS	.JOC	.DW
-------------	------	-----	------	-----

Total Cost \$210 =

\$210	+	N/C	+	N/C	+	N/C	+	N/C
-------	---	-----	---	-----	---	-----	---	-----



## Knife Edge Rectangle Training Table Tops

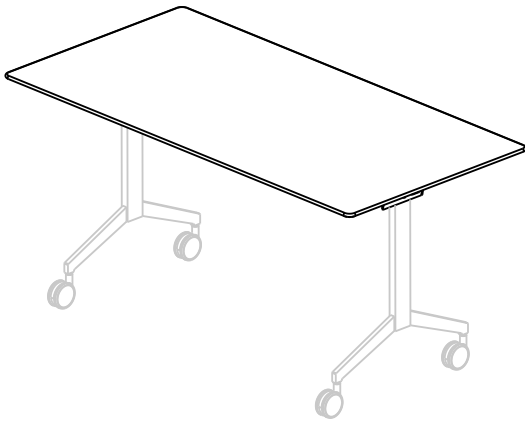

The Knife Edge Training Table Tops are constructed with High Pressure Laminate top and a urethane edge. The Table Tops are 1 1/4" thick. Urethane edges are available in standard Trendway trim colors except Designer White, Platinum and wood grain.

These Table Tops are designed for use with the Angled Training Table Base.

They are drilled to accept Fixed and Flip bases (except 36" deep tops).

**Note:** Knife Edge Table Tops are available with Wilsonart laminates only.

**Note:** When less than 10 Knife Edge Tops are purchased a \$150 set up fee is applied.



### Knife Edge Rectangle Training Table Top

Dimensions		List Price	Catalog Number	Laminate Color	Edge Color
Depth	Width				
24" (610)	36" (914)	\$ 781	TTRT2436URE	Wilsonart High Pressure Laminate Colors Only  (See Surface Materials Page 8)	See Surface Materials Page 7
	42" (1067)	925	TTRT2442URE		
	48" (1219)	984	TTRT2448URE		
	60" (1524)	1315	TTRT2460URE		
	72" (1829)	1411	TTRT2472URE		
30" (762)	36" (914)	\$ 931	TTRT3036URE		
	42" (1067)	1021	TTRT3042URE		
	48" (1219)	1093	TTRT3048URE		
	60" (1524)	1411	TTRT3060URE		
	66" (1676)	1465	TTRT3066URE		
	72" (1829)	1525	TTRT3072URE		
36" (914)	48" (1219)	1141	TTRT3648URE		
	60" (1524)	1470	TTRT3660URE		
	72" (1829)	1652	TTRT3672URE		
Build your complete Part Number here:			-----	---	-

Sample Part Number:

TTRT2436URE	.573	.L
-------------	------	----

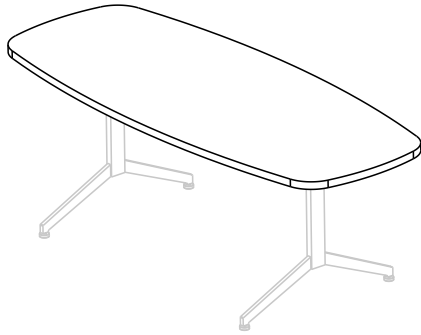
Total Cost \$781 =

\$781	+	N/C	+	N/C
-------	---	-----	---	-----

Shaded items require an extended Lead Time

## High Pressure Laminate Pebble Shape Training Table Tops

Pebble Training Table Tops are constructed with High Pressure Laminate top and have a 3mm vinyl edge. The Tops are a nominal 1 1/4" thick. Bases on this table are more inset, allowing people to sit comfortably all the way around the table. See the table clearance chart on page 13 for base location.



These Table Tops are designed for use with the Angled Training Table Base. They are drilled to accept Fixed base only.

## Thermofused Laminate Pebble Shape Training Table Tops

Thermofused Pebble Training Table Tops are constructed with Thermofused laminate and have a 3mm vinyl edge. The Tops are 1" thick. Bases on this table are more inset, allowing people to sit comfortably all

the way around the table. See the table clearance chart on page 13 for base location.

These Table Tops are designed for use with the Angled Training Table Base. These tops are drilled to accept the Fixed base only.

### High Pressure Laminate Pebble Shape Training Table Top

Dimensions		List Price Laminate Grades			Catalog Number	Laminate Color	Edge Color
Depth	Width	1	2	3			
30" (762)	72" (1829)	\$ 688	\$ 729	\$ 884	TTPBL3072HPL	High Pressure Laminate Color  (See Surface Materials Page 8)	See Surface Materials Page 7
36" (914)	72" (1829)	886	939	1144	TTPBL3672HPL		

### Thermofused Laminate Pebble Shape Training Table Top

Dimensions		List Price Thermofused Grades		Catalog Number	Thermo- fused Color
Depth	Width	1	2		
30" (762)	72" (1829)	\$ 581	\$ 610	TTPBL3072TFL	Thermo-fused Laminate Color  (See Surface Materials Page 8)
36" (914)	72" (1829)	750	800	TTPBL3672TFL	



Build your complete Part Number here:

-----	---	--
-------	-----	----

Sample Part Number:

TTPBL3072HPL	.JOC	.DW
--------------	------	-----

Total Cost \$688 =

\$688	+	N/C	+	N/C
-------	---	-----	---	-----

## High Pressure Laminate Half Round Training Table Tops

These Half Round Training Table Tops are constructed with High Pressure Laminate and have a 3mm vinyl edge. Tops are a nominal 1 1/4" thick.

The Table Tops are available with an optional black or silver grommet or into a factory-cut opening for a pop up units.

**Pop ups are ordered separately, see page 38 & 39 for details.**

These Table Tops are designed for use with the Angled Training Table Base. They are drilled to accept Fixed and Flip bases (except 36" deep tops).

Half Round Table Tops can be paired to create a circle shaped table, or used as a cap at the end of a group of rectangle tables.

## Thermofused Laminate Half Round Training Table Tops

These Half Round Training Table Tops are constructed with Thermofused laminate and have a 3mm vinyl edge.

Tops are 1" thick. The Tops are available with an optional black or silver grommet or a factory-cut opening for a pop up.

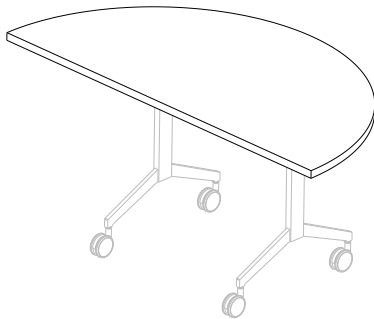
**Pop ups are ordered separately, see page 38 & 39 for details.**

These Table Tops are designed for use with the Angled Training Table Base. These tops are drilled to accept Fixed or Flip bases (except 36" deep tops).

Half Round Table Tops can be paired to create a circle shaped table, or used as a cap at the end of a group of rectangle tables.

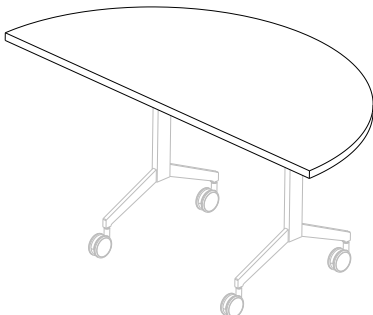
### High Pressure Laminate Half Round Training Table Top

Dimensions		List Price			Catalog Number	Power Options	Grommet Color	Laminate Color	Edge Color
Depth	Width	1	2	3					
24" (610)	48" (1219)	\$ 398	\$ 424	\$ 523	TTHRT2448HPL	<b>NN</b> No Power  <b>GY1</b> One Grommet Center  <b>GY2</b> Two Grommets  <b>PMP</b> Basic Pop Up Cut Outs  <b>PNC</b> Multifunction Pop Up Cut Outs  <b>PMH</b> Aluminum Pop Up Cut Outs	<b>GB</b> Black  <b>GS</b> Silver	High Pressure Laminate Color  (See Surface Materials Page 8)	See Surface Materials Page 7
30" (762)	60" (1524)	567	608	763	TTHRT3060HPL				
36" (914)	72" (1829)	674	727	932	TTHRT3672HPL				



### Thermofused Laminate Half Round Training Table Top

Dimensions		List Price		Catalog Number	Thermofused Color
Depth	Width	1	2		
24" (610)	48" (1219)	\$ 336	\$ 351	TTHRT2448TFL	Thermo-fused Laminate Color  (See Surface Materials Page 8)
30" (762)	60" (1524)	480	509	TTHRT3060TFL	
36" (914)	72" (1829)	570	620	TTHRT3672TFL	



**Build your complete Part Number here:**

Sample Part Number:

Total Cost \$398 =

TTHRT2448HPL	.GY1	.GS	.JOC	.DW
\$398	+	N/C	+	N/C
		+	N/C	+
			+	N/C
				+
				+

## High Pressure Laminate Trapezoid Training Table Tops

These Trapezoid Training Table Tops are constructed with High Pressure Laminate and have a 3mm vinyl edge. Tops are a nominal 1 1/4" thick. The Tops are available with an optional black or silver grommet or a factory-cut opening for a pop up units. **Pop ups are ordered separately, see page 38 & 39 for details.**

These Table Tops are designed for use with the Angled Training Table Base. They are drilled to accept Fixed or Flip bases (except 36" deep tops).

Trapezoid Table Tops can be arranged to create many configurations and environments. For instance, they can be used as corner transitions, or combined with rectangles to create a video conference space.

## Thermofused Laminate Trapezoid Training Table Tops

These Trapezoid Training Table Tops are constructed with a Thermofused laminate top and have a 3mm vinyl edge. Tops are 1" thick. The Tops are available with an optional black or silver grommet or a factory-cut opening for a pop up units.

**Pop ups are ordered separately, see page 38 & 39 for details.**

These Tops are designed for use with the Angled Training Table Base. They are drilled to accept Fixed and Flip bases (except 36" deep tops).

Trapezoid Table Tops can be arranged to create many configurations and environments. For instance, they can be used as corner transitions, or combined with rectangles to create a video conference space.

### High Pressure Laminate Trapezoid Training Table Top

Dimensions		List Price Laminate Grades			Catalog Number	Power Options	Grommet Color	Laminate Color	Edge Color
Depth	Width	1	2	3					
24" (610)	48" (1219)	\$ 398	\$ 424	\$ 523	TTTzt2448HPL TTTzt3060HPL TTTzt3672HPL	<b>NN</b> No Power  <b>GY1</b> One Grommet Center  <b>PMP</b> Basic Pop Up Cut Outs  <b>PNC</b> Multifunction Pop Up Cut Outs  <b>PMH</b> Aluminum Pop Up Cut Outs	<b>GB</b> Black  <b>GS</b> Silver	High Pressure Laminate Color  (See Surface Materials Page 8)	See Surface Materials Page 7
30" (762)	60" (1524)	567	608	763					
36" (914)	72" (1829)	674	727	932					

### Thermofused Laminate Trapezoid Training Table Top

Dimensions		List Price Thermofused Grades		Catalog Number	Thermo-fused Color
Depth	Width	1	2		
24" (610)	48" (1219)	\$ 336	\$ 351	TTTzt2448TFL TTTzt3060TFL TTTzt3672TFL	Thermo-fused Laminate Color  (See Surface Materials Page 8)
30" (762)	60" (1524)	480	509		
36" (914)	72" (1829)	570	620		

Build your complete Part Number here:

Sample Part Number:

Total Cost \$398 =

TTTzt2448HPL	.GY1	.GS	.JOC	.DW
\$398	+	N/C	+	N/C
		+	N/C	+
			+	N/C
				+
				N/C

### High Pressure Laminate Quarter Round Tops

These Quarter Round Tops are constructed with High Pressure Laminate and have a 3mm vinyl edge. Tops are a nominal 1 1/4" thick. They can be used in conjunction with rectangular tables to provide a rounded 90 degree transition. Tops come with attachment hardware.

To ensure that Quarter Round tops line up with the Rectangular tops, be sure to

order both top pieces with the same top material (High Pressure Laminate vs Thermofused Laminate).

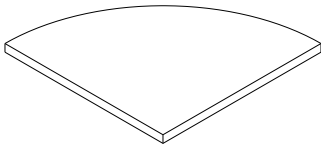
### Thermofused Laminate Quarter Round Tops

These Quarter Round Tops are constructed with High Pressure Laminate and have a 3mm vinyl edge. Tops are 1" thick. They can be used in conjunction with rectangular tables to provide a rounded 90 degree transition. Tops come with attachment hardware.

To ensure that Quarter Round tops line up with the Rectangular tops, be sure to order both top pieces with the same top material (High Pressure Laminate vs Thermofused Laminate).

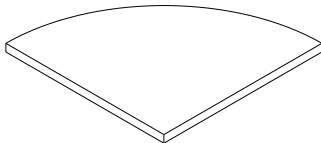
### High Pressure Laminate Quarter Round Training Table Top

Dimensions		List Price Laminate Grades			Catalog Number	Laminate Color	Edge Color
Depth	Width	1	2	3			
24" (610)	24" (610)	\$ 283	\$ 301	\$ 367	TTQR24HPL TTQR30HPL TTQR36HPL	High Pressure Laminate Color  (See Surface Materials Page 8)	See Surface Materials Page 7
30" (762)	30" (762)	319	337	403			
36" (914)	36" (914)	510	536	635			



### Thermofused Laminate Quarter Round Training Table Top

Dimensions		List Price Thermofused Grades		Catalog Number	Thermofused Color
Depth	Width	1	2		
24" (610)	24" (610)	\$ 239	\$ 254	TTQR24TFL TTQR30TFL TTQR36TFL	Thermofused Laminate Color  (See Surface Materials Page 8)
30" (762)	30" (762)	269	284		
36" (914)	36" (914)	390	405		



Build your complete Part Number here:

-----	---	--
-------	-----	----

Sample Part Number:

TTQR24HPL	.JOC	.DW
-----------	------	-----

Total Cost \$283 =

\$283	+	N/C	+	N/C
-------	---	-----	---	-----

## Fixed Angle Training Table Base

The Fixed Angle Base is designed for use with the Table Tops found on pages 26-31. It ships as a set of two leg units. Fixed Angle Bases are available with Locking Casters or Glides. Optional Casters are 3" high, and available in Black or in 2-Tone platinum/black color. Bases are designed to produce a table 29" high when used with High Pressure Laminate tops, and 28 3/4" high when used with Thermofused laminate tops. Bases are available in all Trendway trim colors.

22" legs are required for use on 24" deep table tops. 28" legs can be used on 30 and 36 inch deep table tops.

If attaching this Base to a table top not supplied by Trendway, it is the customer's responsibility to provide an adequate number of base supports and

to install it according to the instructions provided.

The optional Wire Manager conceals and routes wires and cables from the table top to the floor. The black plastic unit affixes to the inside of the table leg with the double-sided adhesive included. When WMY is specified, one wire manager will ship with the Bases.

## Flip Angle Training Table Base

The Flip Angle Base is designed for use with the Table Tops found on pages 26-28 and 30-31. It ships as a set of two leg units. The Flip Angle Base allows the Table Top to flip forward to allow multiple tables to nest together. These Bases are available with Casters only. Casters are 3" high, and available in Black or in 2-Tone platinum/black color. Bases are designed to produce a table 29" high when used with High Pressure Laminate tops, and 28 3/4" high when

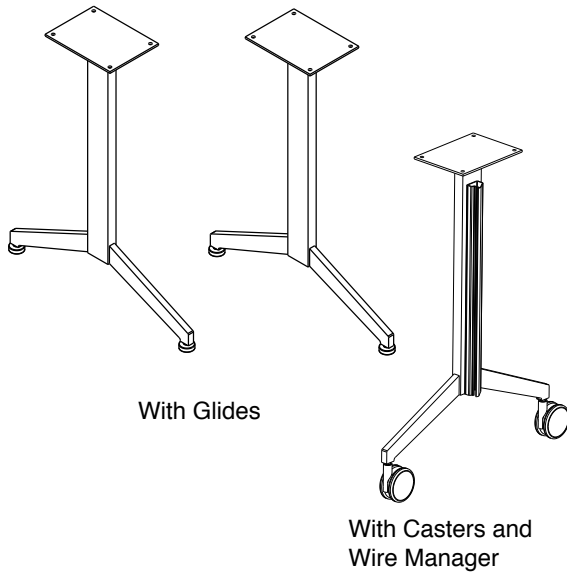
used with Thermofused laminate tops. Bases are available in all Trendway trim colors.

22" legs are required for use on 24" deep table tops. 28" legs can be used on 30" deep table tops.

## Note: Flip Angle Bases cannot accommodate 36" deep Table Tops.

If attaching this Base to a table top not supplied by Trendway, it is the customer's responsibility to provide an adequate number of base supports and to install it according to the instructions provided.

The optional Wire Manager conceals and routes wires and cables from the table top to the floor. The black plastic unit affixes to the inside of the table leg with the double-sided adhesive included. When WMY is specified, one wire manager will ship with the Base.

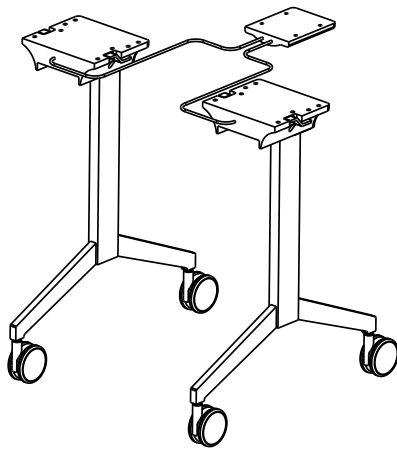


## Fixed Angled Training Table Bases

Fits Table Depth	List Price	Catalog Number	Casters/ Glides	Wire Manager	Base Trim Color
24" (610)	\$ 456	TTFXTB22	GL	WMN	Standard Finish
30" (762) and 36" (914)	522	TTFXTB28	No Cost Glides	No Cost No Wire Manager	No Cost
			BCB + \$108 Black Casters	WMY + \$41 Wire Manager	Premium Finish + \$38
			BCC + \$108 Two Tone Casters Platinum/Black		See Surface Materials Page 7

## Flip Angled Training Table Bases

Fits Table Depth	List Price	Catalog Number	Casters
24" (610)	\$1321	TTFPTB22	BCB No Cost Black Casters
30" (762)	1388	TTFPTB28	BCC No Cost Two Tone Casters Platinum/Black



Build your complete Part Number here:

Sample Part Number:

Total Cost \$602 =

----	---	---	--
TTFXTB22	.BCB	.WMN	.PA
\$456	+	\$108	+
		N/C	+
			\$38

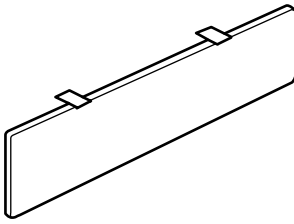
## TRAINING TABLE ACCESSORIES

### Laminate Modesty

The Laminate Modesty is 10" high, 5/8" thick and constructed of High Pressure Laminate. It is available in 21 colors with matching edge color. The Modesty should be specified at the same width as the table top to which it will be attached. Mounting hardware is included. 24" (610) 30" (762) and 36" (914) modesties are for use on the short side of Trapezoid Tables. Mounting hardware is included.

**Note:** See Modesty Guidelines on page 16.

The Laminate Modesty is available in a Fixed and Flip version. The Flip Modesty option is designed for the Flip Top Table configuration and folds down when the Top is flipped to accommodate nesting and storage.



### Training Table Laminate Modesty Panels

Dimension Width	List Price Laminate Grades			Catalog Number	Fixed/Flipping	Laminate Color
	1	2	3			
24" (610)	\$ 168	\$ 194	\$ 293	<b>TTLMP24</b>	<b>FXM</b> <b>No Cost</b> Fixed	Select High Pressure Laminate Colors Available (See Surface Materials Page 8)
30" (762)	173	199	298	<b>TTLMP30</b>		
36" (914)	187	213	312	<b>TTLMP36</b>		
42" (1067)	190	216	315	<b>TTLMP42</b>	<b>FDM</b> <b>+ \$47</b> Flip	
48" (1219)	198	224	323	<b>TTLMP48</b>		
54" (1372)	301	342	497	<b>TTLMP54</b>		
60" (1524)	336	377	532	<b>TTLMP60</b>		
66" (1676)	348	389	544	<b>TTLMP66</b>		
72" (1829)	359	400	555	<b>TTLMP72</b>		
<b>Build your complete Part Number here:</b>				-----	---	--

Sample Part Number:

TTLMP24	.FXM	.JOC
-----	---	---

Total Cost \$168 =

\$168	+	N/C	+	N/C
-------	---	-----	---	-----

## Mesh Modesty

The Mesh Modesty has a narrow metal frame covered in black mesh. It includes a Velcro closure pocket for cable management. The Modesty is 12" high and can be utilized as a Fixed Modesty or can fold down when the Top is flipped to accommodate nesting and storage on a Flip Top Table.

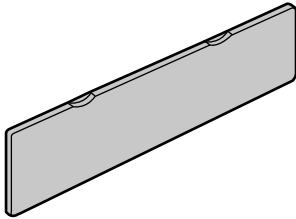
**Note:** See Modesty Guidelines on page 16.

Available in Black mesh only.

## Metal Modesty

With a clean, simple aesthetic, Metal Modesty is 10" in height with a very narrow side profile. The Metal Modesty can be used with the Flip Top Table and will fold down to accommodate flipping and nesting. It is constructed of steel and available in all Trendway trim colors. Mounting hardware is included.

**Note:** See Modesty Guidelines on page 16.

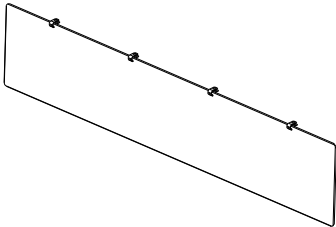


### Training Table Mesh Modesty Panels

Dimension Width	List Price	Catalog Number
36" (914)	\$ 198	TTMSHP36
42" (1067)	204	TTMSHP42
48" (1219)	211	TTMSHP48
53" (1346)	225	TTMSHP54
60" (1524)	232	TTMSHP60
66" (1676)	249	TTMSHP66
72" (1829)	254	TTMSHP72

### Training Table Metal Modesty Panels

Dimension Width	List Price	Catalog Number	Trim Color
24" (610)	\$ 173	TTMTLP24	Standard Finish No Cost
30" (762)	180	TTMTLP30	
36" (914)	187	TTMTLP36	
42" (1067)	192	TTMTLP42	Premium Finish + \$19  (See Surface Materials Page 7)
48" (1219)	210	TTMTLP48	
54" (1372)	222	TTMTLP54	
60" (1524)	239	TTMTLP60	
66" (1676)	253	TTMTLP66	
72" (1829)	269	TTMTLP72	
<b>Build your complete Part Number here:</b>		_____	



Sample Part Number:

TTMSHP36

Total Cost \$198 =

\$198



### Acrylic Modesty

The Acrylic Modesty is 10" high and available in clear, frosted or decorative acrylic. Side brackets are available in all Trendway trim colors. The Modesty should be specified at the same width as the table top to which it will be attached. Mounting hardware is included.

**Note:** Acrylic Modesty does not flip

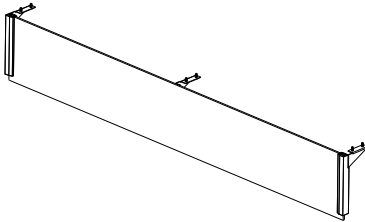
**Note:** See Modesty Guidelines on page 16.

### Cable Management Modesty

The Cable Management Modesty is designed to be used with the Fixed Top Training Table only. It is constructed of steel and is 10" high. The Cable Management Modesty installs into a pre-drilled location ½" recessed from the front edge of the table. It is drilled to accommodate one Power Set for a hidden power source. It also provides a channel for cable management. This Modesty provides the flexibility to specify a fully powered Table without visible cables. It should be specified at the same width as the table top to

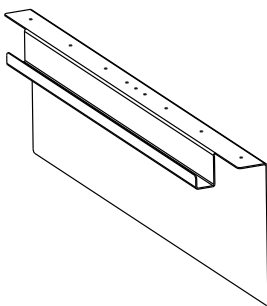
which it will be attached. Mounting hardware is included.

**Note:** See Modesty Guidelines on page 16.



### Training Table Acrylic Modesty Panels

Dimensions Width	List Price	Catalog Number	Insert Material	Trim Color
36" (914)	\$ 590	<b>TTPGMP36</b>	Plexiglass (01,02)	<b>Standard Finish No Cost</b>
42" (1067)	644	<b>TTPGMP42</b>	Frosted Plexiglass (E3A)	
48" (1219)	709	<b>TTPGMP48</b>		36-60" <b>+ \$78</b>
54" (1372)	761	<b>TTPGMP54</b>		
60" (1524)	826	<b>TTPGMP60</b>	66-72" <b>+ \$104</b>	
66" (1676)	880	<b>TTPGMP66</b>		
72" (1829)	931	<b>TTPGMP72</b>	3-Form (E01-E03)	
			36-60" <b>+ \$315</b>	
			66-72" <b>+ \$421</b>	



### Training Table Cable Management Modesty Panels

Dimensions Width	List Price	Catalog Number	Trim Color
36" (914)	\$ 204	<b>TTCMTP36</b>	<b>Standard Finish No Cost</b>
42" (1067)	210	<b>TTCMTP42</b>	
48" (1219)	228	<b>TTCMTP48</b>	<b>Premium Finish + \$25</b>
54" (1372)	239	<b>TTCMTP54</b>	
60" (1524)	258	<b>TTCMTP60</b>	(See Surface Materials Page 7)
66" (1676)	269	<b>TTCMTP66</b>	
72" (1829)	288	<b>TTCMTP72</b>	

**Build your complete Part Number here:**

---	---	---
-----	-----	-----

**Sample Part Number:**

TTPGMP36	.E3A	.PA
---	---	---

**Total Cost** \$681 =

\$590	+	\$78	+	\$13
-------	---	------	---	------

## Corded Pop Up Electrical Units

Corded Pop Ups consist of the unit and 6' cord which plugs into an adjacent standard 15 amp outlet. The unit inserts into a factory-cut electrical opening in the table top. All units are UL and CUL listed.

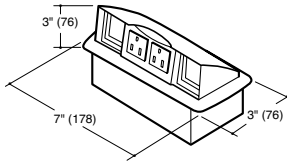
The Pop Up must be ordered to match the factory-cut electrical opening specified for the Table Top.

**Note:** Corded Pop Up units cannot connect to other Corded Pop Up units or Daisy Chain Pop Up units.

**Refer to page 14 and 15 for additional pop up information.**

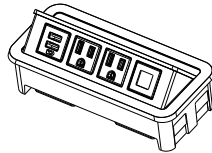
## Training Table Corded Pop Up Electrical Units

### Basic



Dimensions		List Price	Catalog Number
Width	Depth		
<b>Basic Pop Up (PMP Option)</b>			
7" (178)	3" (76)		
<b>BLACK</b>			
2 Power Ports, 2 Open Ports		\$ 312	TTPMP2P2D

### Multifunction

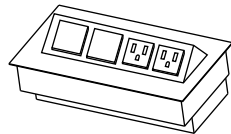


#### Multifunction Pop Up Configurations



<b>Multifunction Pop Up (PNC Option)</b>			
7 1/4" (184)	3 5/16" (84)		
<b>BLACK</b>			
2 Power Ports, 2 USB Ports		\$ 649	TTPNCR2P2UB
2 Power Ports, 1 USB Port, 1 Data Port		522	TTPNCR2P1U1DB
2 Power Ports, 2 Data Ports		397	TTPNCR2P2DB
<b>WHITE</b>			
2 Power Ports, 2 USB Ports		\$ 649	TTPNCR2P2UW
2 Power Ports, 1 USB Port, 1 Data Port		522	TTPNCR2P1U1DW
2 Power Ports, 2 Data Ports		397	TTPNCR2P2DW

### Aluminum



#### Aluminum Pop Up Configurations



<b>Aluminum Pop Up (PMH Option)</b>			
8 5/16" (211)	3 5/16" (84)		
2 Power Ports, 2 Data Ports		\$ 581	TTPMHO2P2D
2 Power Ports, 1 USB Port, 1 Data Port		719	TTPMHO2P1U1D

Build your complete Part Number here:

Sample Part Number:

Total Cost \$312 =

## Training Table Daisy Chain Power Pop Ups

Daisy Chain Power Pop Ups allow a Base Feed to power from four to eight tables, depending on table width. Since they are easy to disconnect and reconnect, they are ideal for applications where frequent reconfiguration of tables is desired.

Each consists of the Pop Up unit and two connector cables. The unit inserts into a factory-cut opening. Cables attach to the underside of a table with supplied wire management clips, and connect to the Base Feed or to Daisy Chain Pop Ups in adjacent tables. Elements can be assembled in any sequence, allowing greater flexibility for space planning and reconfiguration.

The Pop Up must be ordered to match the factory-cut electrical opening specified for the Table Top. Each unit has one male and one female connection and is able to link two tables, or link to one Base Feed and one table. All units are UL and CUL listed.

**Refer to page 14 and 15 for additional pop up information.**

### Base Feed

The Base Feed provides power to the connection. It has a 6' cord which plugs into a buildings standard 15 amp outlet. The regulator on the Base Feed prevents overloading and will shut off power if the load is exceeded. It includes an LED light that is green in normal conditions and red in overload conditions.

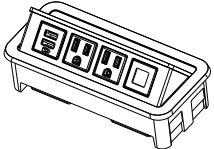
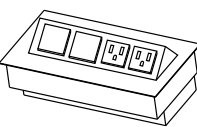
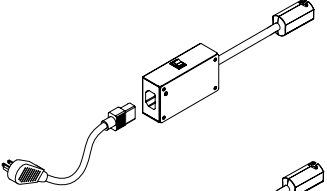
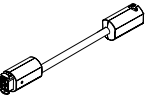
### Jumper

If a unit is installed in a 66" or 72" wide table, a Jumper is needed to connect power to the adjacent table. In the connection sequence, each Jumper counts as a table in planning for the number of tables that can be linked (maximum eight).

**Note:** Daisy Chain Pop Up units and Corded Pop Up units cannot connect to each other.

**Note:** Daisy Chain Pop Up units purchased January 2020 and after cannot connect to units purchased before this date.

## Training Table Daisy Chain Pop Up Electrical Units

		Width	Depth	List Price	Catalog Number
<b>Multifunction</b> 	<b>Multifunction Pop Up (PNC Option)</b> 7 1/4" (184)      3 5/16" (84) <b>BLACK</b> 2 Power Ports, 2 USB Ports 2 Power Ports, 1 USB Port, 1 Data Port 2 Power Ports, 2 Data Ports  <b>WHITE</b> 2 Power Ports, 2 USB Ports 2 Power Ports, 1 USB Port, 1 Data Port 2 Power Ports, 2 Data Ports			\$ 600	TTDCPNCR2P2UB TTDCPNCR2P1U1DB TTDCPNCR2P2DB  TTDCPNCR2P2UW TTDCPNCR2P1U1DW TTDCPNCR2P2DW
				475	
				348	
				\$ 600	
				475	
				348	
<b>Aluminum</b> 	<b>Aluminum Pop Up (PMH Option)</b> 8 5/16" (211)      3 5/16" (84) 2 Power Ports, 2 Data Ports 2 Power Ports, 1 USB Port, 1 Data Port			\$ 480	TTDCPMH02P2D TTDCPMH02P1U1D
				619	
 	<b>Base Feed</b>  <b>Jumper</b>			\$ 383	TTDCPBF  TTDCPJ
				\$ 114	
				Build your complete Part Number here:	-----

Sample Part Number:

TTDCPBF

Total Cost \$383 =

\$383

## Training Table Power System

### Training Table Power Set

The Training Table Power Set 4-wire, 2-circuit, 20Amp electrical system, allow power to be connected between Training Tables. Each Power Set includes two receptacles, for a total of four outlets. Each outlet has one receptacle for circuit 1 and one for circuit 2. Power Sets are a good solution when there is need for greater power access and where the table arrangement will remain static.

Power sets can be mounted to the underside of the table, near the edge for easy access. Spring clips for mounting are included. Power Sets should be located centrally to a long side of the work surface – all specification information in this document is based on the central

location. For a less visible location, they can also install in the optional Cable Management Modesty (see page 27 for details). Power Sets are connected between work surfaces with Training Table Electrical Harnesses. The Training Table Base Feed brings power to the Power Sets. All components are UL and CUL Listed/CSA Certified.

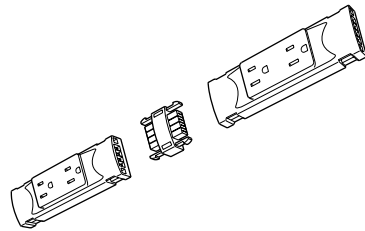
### Training Table Base Feed

The Training Table Base Feed conducts power from the building to the Training Table Power Set. It includes 6' (1829) or 12' (3658) of flexible liquid-tight conduit for hard-wiring the standard two-circuit system to the building power supply. Training Table Base Feed is also used with a Training Table H-Connector in cases where a single power feed must be split in two directions. Training Table Electrical Harnesses are used

to link the H-Connector to the Power Sets in this type of configuration. Refer to Training Electrical Planning guide before specifying a harness length. (If your specific layout is not shown, please contact Trendway Customer Care for assistance.)

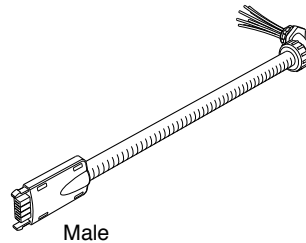
### Training Table Electrical Harness

Training Table Electrical Harnesses connect Training Table Power Sets between two surfaces. Harnesses are also used with Training Table H-Connectors when a single Base Feed is split in two directions. The specific length of the harness needed will depend on the layout and work surface sizes. Refer to Training Electrical Planning guide before specifying a harness length. (If your specific layout is not shown, please contact Trendway Customer Care for assistance.)



### Training Table Power Set

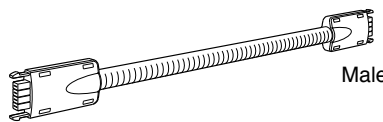
Dimension Width	List Price	Catalog Number
12" (305)	\$ 165	TTPS12



Male

### Training Table Base Feed

Dimension Width	List Price	Catalog Number
6' (1829)	\$ 129	TTPF
12' (3658)	195	TTPF12



Male

Male

### Training Table Electrical Harness

Dimension Width	List Price	Catalog Number
18" (457)	\$ 72	TTEH18
24" (610)	74	TTEH24
30" (762)	78	TTEH30
36" (914)	82	TTEH36
42" (1067)	89	TTEH42
48" (1219)	96	TTEH48
54" (1372)	102	TTEH54
60" (1524)	106	TTEH60
66" (1676)	112	TTEH66

Build your complete Part Number here:

Sample Part Number:

Total Cost \$165 =

TTPS12

\$165

**Training Table New York Base Feed**  
The Training Table New York Base Feed conducts power from the building to the Training Table Power Set. It includes 18" (457) of flexible liquid-tight conduit for hard-wiring the standard two-circuit system to the building power supply. Training Table New York Base Feed is also used with a Training Table H-Connector in cases where a single power feed must be split in two directions. Training Table Electrical Harnesses are used to link the H-Connector to the Power Sets in this

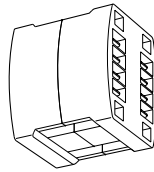
type of configuration. Refer to Training Electrical Planning guide before specifying a harness length. (If your specific layout is not shown, please contact Trendway Customer Care for assistance.)

**Training Table H-Connector**  
The Training Table H-Connector allows power to be routed in up to 3 different directions. This is useful in layouts that require a single Base Feed to reach multiple work surfaces. (See Planning Guide for Specific Uses.)



### Training Table New York Base Feed

Dimension Width	List Price	Catalog Number
18" (457)	\$ 123	TTPFNY



### Training Table H-Connector

Dimension Width	List Price	Catalog Number
2" (51)	\$ 26	TTHC

Build your complete Part Number here:

-----

Sample Part Number:

TTPFNY

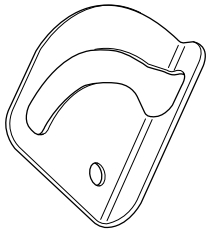
Total Cost \$123 =

\$123

## TRAINING TABLE ACCESSORIES

### Training Table Ganging Hardware

Ganging Hardware is used to lock two tables together so they do not move. Table ganging hardware is field installed and can be placed at the outer corners or in the middle of the tables. Attachment hardware included.



### Training Table Ganging Hardware

Description	List Price	Catalog Number
Includes 2 plates and 4 screws	\$ 90	TTGHDWR
Build your complete Part Number here:		-----

Sample Part Number:

TTGHDWR  
-----

Total Cost \$90 =

\$90

Overview & Order Information

Statement of Line

Surface Materials

Training Tables

Height Adjustable Tables & Screens

Collaborative, Café & Occasional Tables

Conference Tables

Conference & Training Room Components

Terms, Policies & Index

- Overview & Order Information
- Statement of Line
- Surface Materials
- Training Tables**
- Height Adjustable Tables & Screens
- Collaborative, Café & Occasional Tables
- Conference Tables
- Conference & Training Room Components
- Terms, Policies & Index

## Training Tables

### Choices Tube Base

---

<i>Overview</i> .....	43
<i>Rectangular</i> .....	46
<i>Trapezoid</i> .....	48
<i>Half Round</i> .....	49
<i>Accessories &amp; Base Only</i> .....	52

## Table Tops

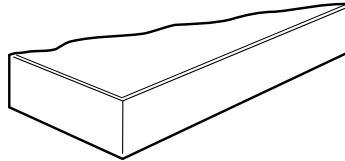
### Standard Features

Each table is surfaced with a high-pressure laminate. Tables will have a PVC flat T-Molded edge or banded edge depending on model.

- Square, Rectangular and Trapezoid training tables are available with PVC Banded Edge only.
- The Half Round table comes with a Banded edge on the flat side and a Flat T-Molded edge on the radiused side.

Wood grain vinyl edges are available as Banded edge only, therefore Half Round tables will be manufactured with a PVC Banded edge.

Tables	Table Top Edge	
	PVC	T-Mold
Rectangular	X	
Trapezoid	X	
Half Round*		combination



PVC Banded Edge

\*If wood grain and Platinum vinyl edge is specified, the entire table will have a PVC Banded Edge

## Table Bases

The Training Table Bases in this section are made up of 2-inch tubular steel with flat metal end caps. The bases are powder coated and available in two base styles: T-Base or C-Base.

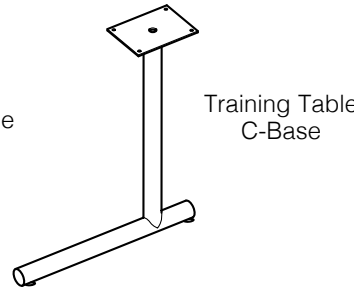
The T-Base is available on a rectangular, trapezoid or half round table top; allows the top to be fixed or flip.

The C-Base is available on a rectangular desk.

The T-Base, and the C-Base have casters or glides. The flip tables are available with casters only.



Training Table T-Base



Training Table C-Base

### TABLE WEIGHT LIMITS

Tables with the recommended base/top size combination can support a maximum of 1.5 lb. for each inch of perimeter, evenly distributed.

### WARNING:


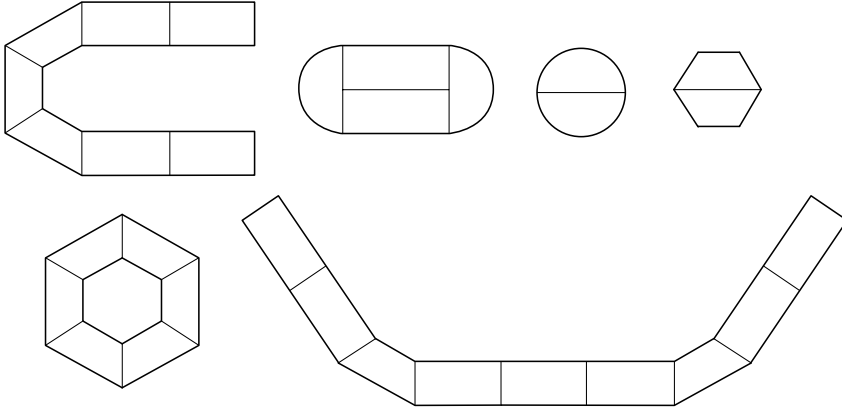
**Failure to observe the recommended practices, such as loading beyond listed weight limits, will result in unsafe usage conditions and may result in bodily injury or failure of other components.**

**Any modification to Trendway product will change the criteria referenced above. Trendway will not honor the product warranty if modifications are made to the product or if the capacities referenced are exceeded.**



## Training Table Arrangement

The new shapes of Training Tables allow for many different configurations but not limited to the ones below:



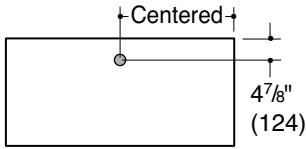
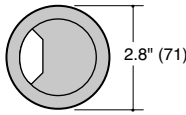
Nested Flip Top Training Table

## Table Grommets

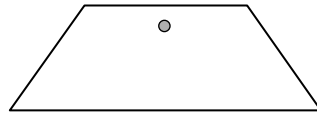
Grommets are available on the Rectangular, Trapezoid and Half Round Training Tables. They are centered on the table along the back edge. The grommet occupies the same location as the pop-up power/data module. Therefore, allowing only one or the other to be specified.

Grommets are available in black only. The following drawings show standard grommet locations.

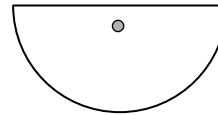
### Grommet Dimensions



Rectangular Training Table



Trapezoid Training Table

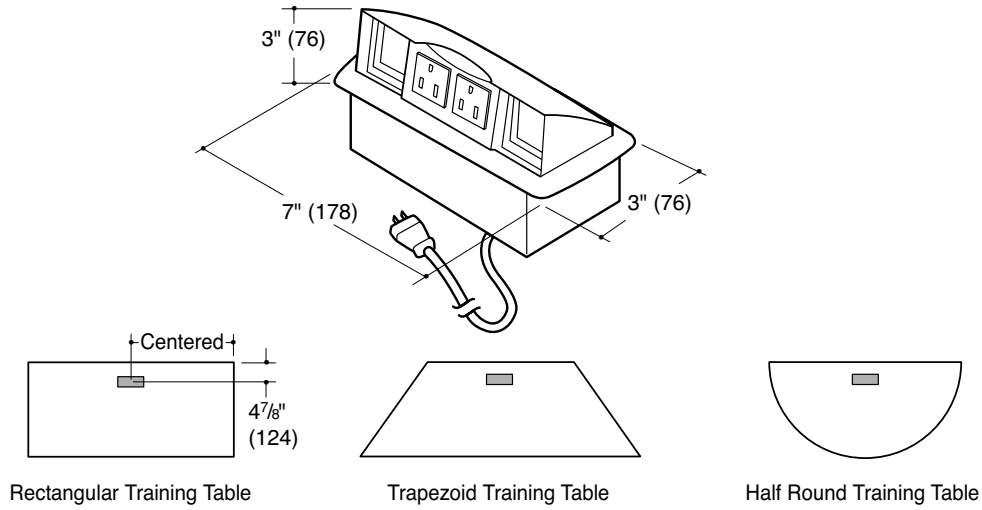


Half Round Training Table

## Electrical

### Training Table:

The pop-up power data/module ("EN" option) for Training Tables is black molded plastic. The pop-up module can be placed in the Rectangular, Trapezoid and Half Round Training Tables. There is one module per table; see diagram for location. The pop-up module has 2 power receptacles and 2 data openings. A 6' power cord is included. The table ships with a pre-cut mounting location for the pop-up module. The pop-up module is field installed.



## RECTANGULAR TABLES AND DESKS - FIXED TOP

Each table has a high-pressure laminate top with PVC Banded edge. They have optional glides or casters. They can also be specified with an optional grommet or pop-up power/data module. If specified, the grommet or power/data module is located along the back edge in the center of the table.

The Rectangular Tables and Desks can be teamed with the Training Table Electrical System for high power applications. Shipped ready to assemble.

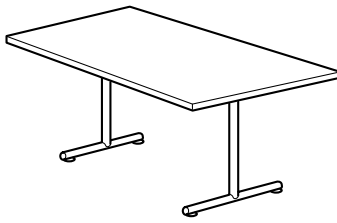
Tables are 29" (737)-high.

### Rectangular Training Tables - Fixed Top

The Rectangular Training Table has a welded leg. The leg is mounted in the center of the table with both feet being the same distance out from the column.

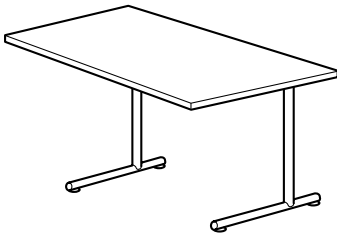
### Rectangular Desk Tables - Fixed Top

The Rectangular Desk has a welded leg. The leg is mounted toward the back of the table with two different length feet. They are arranged to provide support but provide the knee clearance of a desk which is ideal for a classroom or training room.



### Rectangular Training Tables - Fixed Top

Dimensions			List Price			Catalog Number	Casters/ Glides	Electrical/ Grommet	Top Color	Base Color	Edge Color
Depth	Width	T-Base Width	Laminate	Grade	3						
18" (472)	48" (1219)	17" (432)	\$601	\$620	\$690	RTFXT1848	GL No Cost Glides	NN No Cost No Electrical No Grommet	High-Pressure Laminate Color (See Surface Materials Page 8)	Standard Finish No Cost	See Surface Materials Page 7
18" (472)	60" (1524)	17" (432)	627	654	759	RTFXT1860					
18" (472)	72" (1829)	17" (432)	789	816	921	RTFXT1872					
24" (610)	48" (1219)	17" (432)	\$609	\$636	\$742	RTFXT2448	BC + \$68 Casters	EN + \$18 No Electrical 1 Grommet in center	Premium Finish +\$38	See Surface Materials Page 7	
24" (610)	60" (1524)	17" (432)	653	680	785	RTFXT2460					
24" (610)	72" (1829)	17" (432)	799	826	931	RTFXT2472					
30" (762)	48" (1219)	23" (584)	\$653	\$680	\$786	RTFXT3048					
30" (762)	60" (1524)	23" (584)	688	732	893	RTFXT3060					
30" (762)	72" (1829)	23" (584)	881	925	1086	RTFXT3072					
36" (914)	60" (1524)	23" (584)	\$866	\$910	\$1071	RTFXT3660					
36" (914)	72" (1829)	23" (584)	1003	1059	1272	RTFXT3672					



### Rectangular Desk Tables - Fixed Top

Dimensions			List Price			Catalog Number
Depth	Width	C-Base Width	Laminate	Grade	3	
24" (610)	48" (1219)	17" (432)	\$630	\$657	\$763	RTDFXT2448
24" (610)	60" (1524)	17" (432)	671	698	803	RTDFXT2460
24" (610)	72" (1829)	17" (432)	818	845	950	RTDFXT2472
30" (762)	48" (1219)	23" (584)	\$673	\$700	\$806	RTDFXT3048
30" (762)	60" (1524)	23" (584)	709	753	914	RTDFXT3060
30" (762)	72" (1829)	23" (584)	899	943	1104	RTDFXT3072

Build your complete Part Number here:

-----	--	--	---	-	-
-------	----	----	-----	---	---

Sample Part Number:

RTFXT2448	.BC	.NN	.J46	.Y	.K
-----------	-----	-----	------	----	----

Total Cost \$677 =

\$609	+	\$68	+	N/C	+	N/C	+	N/C	+	N/C
-------	---	------	---	-----	---	-----	---	-----	---	-----

## RECTANGULAR TRAINING TABLES

Each table has a high-pressure laminate top with PVC Banded edge. They have optional pop-up power/data module or grommet. Either a pop-up module or grommet can be specified, not both, as they occupy the same location. The Flip Top have welded legs.

Shipped ready to assemble.

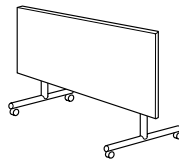
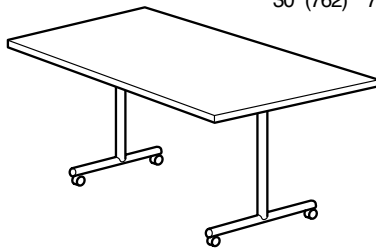
Tables are 29" (737)-high

## Rectangular Training Tables - Flip Top

The Flip Top Table has a top that will pivot forward over the legs. The mechanism will lock in both the up (in use) and down (stored) position. The mechanism is operated with a one touch release handle. The tables have casters so they can be easily moved and nested by one person.

### Rectangular Training Tables - Flip Top

Dimensions			List Price			Catalog Number	Electrical/ Grommet	Top Color	Base Color	Edge Color		
Depth	Width	T-Base Width	Laminate 1	Grade 2	3							
18" (472)	48" (1219)	17" (432)	\$1412	\$1431	\$1501	RTFLPT1848	NN No Cost No Electrical No Grommet	High-Pressure Laminate Color (See Surface Materials Page 8)	Standard Finish No Cost	See Surface Materials Page 7		
18" (472)	60" (1524)	17" (432)	1436	1463	1568	RTFLPT1860						
18" (472)	72" (1829)	17" (432)	1600	1627	1732	RTFLPT1872						
24" (610)	48" (1219)	17" (432)	\$1422	\$1450	\$1560	RTFLPT2448	NG + \$18 No Electrical 1 Grommet in center		Premium Finish +\$38	See Surface Materials Page 7		
24" (610)	60" (1524)	17" (432)	1461	1488	1593	RTFLPT2460						
24" (610)	72" (1829)	17" (432)	1579	1606	1711	RTFLPT2472						
30" (762)	48" (1219)	23" (584)	\$1464	\$1491	\$1597	RTFLPT3048	EN + \$266 Electrical No Grommet					
30" (762)	60" (1524)	23" (584)	1499	1543	1704	RTFLPT3060						
30" (762)	72" (1829)	23" (584)	1690	1734	1895	RTFLPT3072						
Build your complete Part Number here:							---	--	--	---	-	-



Sample Part Number:

RTFLPT2448	--	.NG	.J46	.Y	.K
------------	----	-----	------	----	----

Total Cost \$1440 =

\$1422	+	N/C	+	\$18	+	N/C	+	N/C	+	N/C
--------	---	-----	---	------	---	-----	---	-----	---	-----

## TRAPEZOID TRAINING TABLES

Each table has a high-pressure laminate top with PVC Banded edge. They have optional pop-up power/data module or grommet. Either a pop-up module or grommet can be specified, not both, as they occupy the same location.

Trapezoid tables provide the ability to create different shapes. It can be used as a transitional piece to turn a corner.

Shipped ready to assemble.

Tables are 29" (737)-high.

## Trapezoid Training Tables - Fixed Top

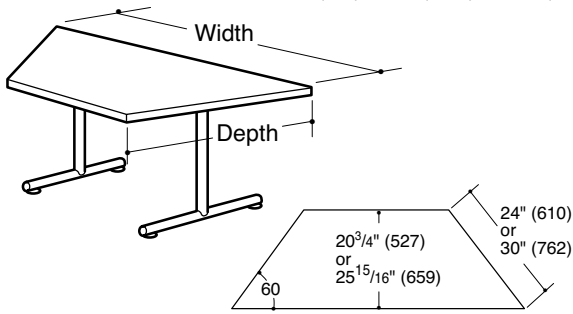
Fixed Tables are available with casters or glides.

## Trapezoid Training Tables - Flip Top

The Flip Top Table has a top that will pivot forward (to the short side) over the legs. The mechanism will lock in both the up (in use) and down (stored) position. The mechanism is operated with a one touch release handle. The tables have casters so they can be easily moved and nested by one person.

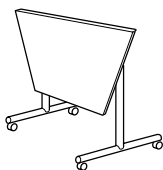
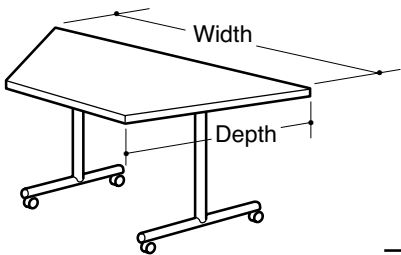
### Trapezoid Training Tables - Fixed Top

Dimensions			List Price			Catalog Number	Casters/ Glides	Electrical/ Grommet	Top Color	Base Color	Edge Color
Depth	Width	T-Base Width	Laminate 1	Grade 2	3						
24" (610)	48" (1219)	17" (432)	\$650	\$677	\$783	TZFX2448	GL No Cost Glides  BC + \$68 Casters	NN No Cost No Electrical No Grommet  NG + \$18 No Electrical 1 Grommet in center  EN + \$266 Electrical No Grommet	High-Pressure Laminate Color (See Surface Materials Page 8)	Standard Finish No Cost  Premium Finish +\$38  See Surface Materials Page 7	See Surface Materials Page 7
30" (762)	60" (1524)	23" (584)	\$731	\$775	\$936	TZFX3060					



### Trapezoid Training Tables - Flip Top

Dimensions			List Price			Catalog Number
Depth	Width	T-Base Width	Laminate 1	Grade 2	3	
24" (610)	48" (1219)	17" (432)	\$1391	\$1417	\$1516	TZFLPT2448
30" (762)	60" (1524)	23" (584)	\$1542	\$1586	\$1747	TZFLPT3060



Build your complete Part Number here:

---	--	--	---	-	-
-----	----	----	-----	---	---

Sample Part Number:

TZFLPT2448	--	.NN	.J46	.Y	.K
------------	----	-----	------	----	----

Total Cost \$1391 =

\$1391	+	N/C	+	N/C	+	N/C	+	N/C	+	N/C
--------	---	-----	---	-----	---	-----	---	-----	---	-----

## HALF ROUND TRAINING TABLES

Each table has a high-pressure laminate top with a PVC Banded edge on the flat side and a Flat T-Molded edge on the radiused side. If a wood grain vinyl edge is selected, the entire table will be manufactured with a PVC Banded edge. They have optional pop-up power/data module or grommet. Either a pop-up module or grommet can be specified, not both, as they occupy the same location. The grommet or module is located in the back center of the table on the straight side. The legs are welded.

Half Round Tables provide the ability to create a circle shaped table or use as a cap on the end of rectangular tables.

Shipped ready to assemble.

Tables are 29" (737)-high.

### Half Round Training Tables - Fixed Top

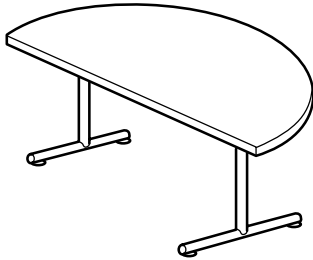
Fixed Tables are available with casters or glides.

### Half Round Training Tables - Flip Top

The Flip Top Table has a top that will pivot forward (to the straight side) over the legs. The mechanism will lock in both the up (in use) and down (stored) position. The mechanism is operated with a one touch release handle. The tables have casters so they can be easily moved and nested by one person.

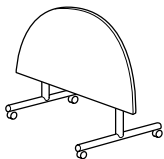
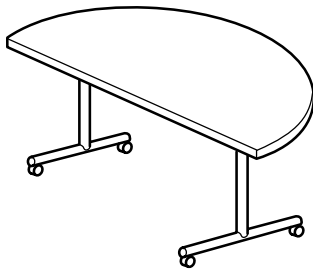
### Half Round Training Tables - Fixed Top

Dimensions			List Price			Catalog Number	Casters/ Glides	Electrical/ Grommet	Top Color	Base Color	Edge Color
Depth	Width	T-Base Width	Laminate 1	Grade 2	3						
24" (610)	48" (1219)	17" (432)	\$650	\$677	\$783	HRFXT2448	GL No Cost Glides  BC + \$68 Casters	NN No Cost No Electrical No Grommet  NG + \$18 No Electrical 1 Grommet in center  EN + \$266 Electrical No Grommet	High-Pressure Laminate Color (See Surface Materials Page 8)	Standard Finish No Cost  Premium Finish +\$38  See Surface Materials Page 7	See Surface Materials Page 7
30" (762)	60" (1524)	23" (584)	\$731	\$775	\$936	HRFXT3060					



### Half Round Training Tables - Flip Top

Dimensions			List Price			Catalog Number
Depth	Width	T-Base Width	Laminate 1	Grade 2	3	
24" (610)	48" (1219)	17" (432)	\$1391	\$1417	\$1516	HRFLPT2448
30" (762)	60" (1524)	23" (584)	\$1542	\$1586	\$1747	HRFLPT3060



Build your complete Part Number here:

---	---	---	---	-	-
-----	-----	-----	-----	---	---

Sample Part Number:

HRFLPT2448	--	.NN	.J46	.Y	.K
------------	----	-----	------	----	----

Total Cost \$1391 =

\$1391	+	N/C	+	N/C	+	N/C	+	N/C	+	N/C
--------	---	-----	---	-----	---	-----	---	-----	---	-----

## TRAINING TABLE ACCESSORIES FOR CHOICES TUBE BASE TABLES

### Laminate Modesty

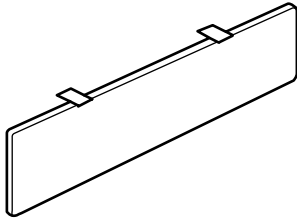
The Laminate Modesty is made of 5/8" HPL. It is available in the seven standard trim colors with matching edge color. The modesty should be ordered to match the length of the table top. The fixed modesty will not move once installed. The Folding Modesty will fold down when a Flip Top Table is flipped so the top can be flat. The modesties are mounted 2 inches in from the front edge of the table. Includes

mounting hardware. The 24" (610) and 30" (762) modesties are for use with the Trapezoid Tables.

### Mesh Modesty

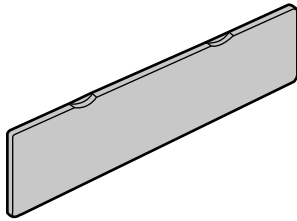
The Mesh Modesty provides a little more visual privacy while providing a lighter feel. It is available for the fixed top version and has a pocket for holding and sorting cables. The modesty should be ordered to match the length of the table top. Includes mounting hardware.

Available in Black mesh only.



### Laminate Modesty Panel

Dimensions		List Price	Catalog Number	Fixed/ Folding	Trim Color
Height	Length				
7 3/4" (197)	24" (610)	\$ 108	TTLMOD24	FXM No Cost Fixed	Standard Smooth Finish Only  See Surface Materials Page 7
	30" (762)	117	TTLMOD30		
	48" (1219)	129	TTLMOD48		
	60" (1524)	158	TTLMOD60		
	72" (1829)	165	TTLMOD72		



### Mesh Modesty Panel

Dimensions		List Price	Catalog Number		
Height	Length				
12" (305)	48" (1219)	\$211	TTMMOD48		
	60" (1524)	232	TTMMOD60		
	72" (1829)	254	TTMMOD72		
	Build your complete Part Number here:    _ _ _ _ _    _ _ _    _				

Sample Part Number:

TTLMOD48	.FXM	.Y
----------	------	----

Total Cost \$129 =

\$129	+	N/C	+	N/C
-------	---	-----	---	-----

## TRAINING TABLE ACCESSORIES CONT.

### Training Table Ganging Hardware

Ganging Hardware is used to lock two tables together so they do not move. Table ganging hardware is field installed and can be placed at the outer corners or in the middle of the tables. Attachment hardware included.

Note: If the Training Table Electrical System is used, the tables must be ganged together.

### Training Table Glides

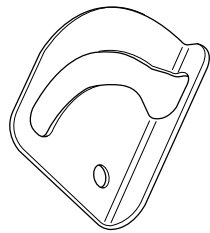
Training Table Glides can be ordered as a replacement for damaged glides or to retrofit a castered table.

Note: If glides are used to retrofit a castered table the overall height of the table will be up to 2 inches shorter than designed.

### Training Table Casters

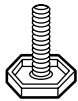
Training Table Casters can be ordered as a replacement for damaged casters or to retrofit a non-mobile table with glides.

Note: If casters are used to retrofit a table with glides the overall height of the table will be up to 2 inches taller than designed.



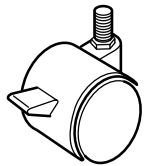
### Training Table Ganging Hardware

Description	List Price	Catalog Number
Includes 2 plates and 4 screws	\$90	TTGHDWR



### Training Table Glides

Description	List Price	Catalog Number
Package of four	\$49	TTGLDS



### Training Table Casters

Description	List Price	Catalog Number
Package of four	\$114	TTCSTRS

Build your complete Part Number here:

Sample Part Number:

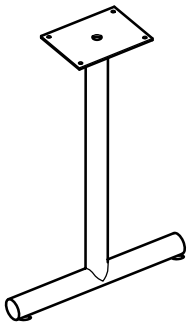
Total Cost \$49 =



## Training Table Legs

The Training Table Legs are available for retrofit installation beneath existing table tops. Bases are 27 1/2" (699)-high.

When attaching this base to a table top not supplied by Trendway, it is the customer's responsibility to provide adequate number of base supports and install according to provided installation instructions.



### Training Table Base - T-Base - Rectangulars, Trapezoids, Half Rounds

Table Size	Bases Required	Base Width	List Price Per Base	Catalog Number	Casters/Glides	Base Trim Color
<b>Fixed</b>						
18"-24" (457-610)	2	17" (432)	\$259	SICTTFX17 SICTTFX23	GL No Cost Glides  BC + \$68 Casters  (Not available on Café Height bases)	Standard Finish No Cost  Premium Finish +\$38  See Surface Materials Page 7
30"-36" (762-914)	2	23" (584)	272			

### Training Table Base - C-Base - Rectangular

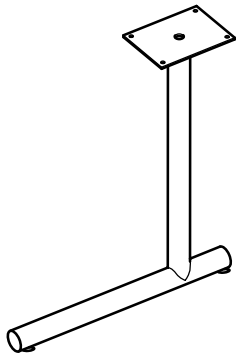


Table Size	Bases Required	Base Width	List Price Per Base	Catalog Number
<b>Fixed</b>				
24" (610)	2	17" (432)	\$267	SICTTCB17 SICTTCB23
30" (762)	2	23" (584)	279	

Build your complete Part Number here:

Sample Part Number:

Total Cost \$272 =

_____	__	_
SICTTFX23 _____	.GL __	.Y _
\$272	+ N/C	+ N/C

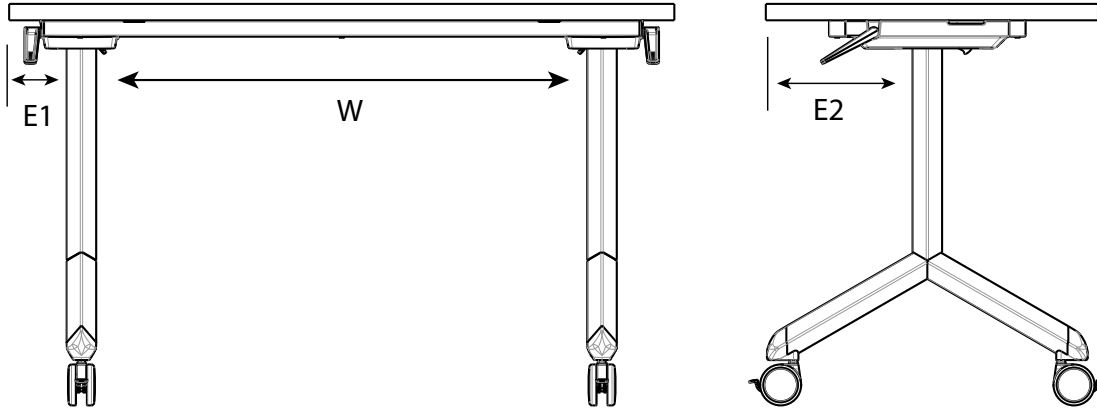
## Training Tables

### Zona

<i>Overview</i> .....	54
<i>Rectangle Flip Top</i> .....	57

**Zona Base Overview**

**Flip Base Table (Table top flips up for nesting)**



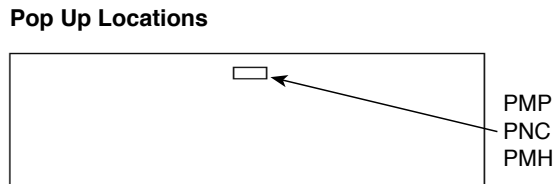
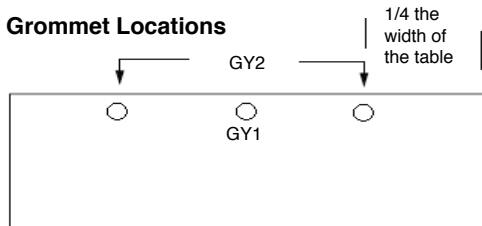
**Zona Base Table Clearance Dimensions**

Leg Type:	Flip T Base		
Dimension:	E1	W	E2
	Edge of table to outside of leg	Between Legs	Front Edge of Table to the Outside of Leg
Rectangle Top Size:			
24"D x 48"W	4.264"	35.627"	10.694"
24"D x 60"W	4.364"	47.427"	10.694"
24"D x 72"W	4.453"	59.249"	10.694"
30"D x 48"W	4.264"	35.627"	13.694"
30"D x 60"W	4.364"	47.427"	13.694"
30"D x 72"W	4.453"	59.249"	13.694"

## Grommet/Pop Up Electrical Units for Trendway Zona Training Tables

When specifying training tables, grommets or pop up cutouts may be specified for power/data routing and access. Grommets are available in black or silver and come pre-installed in the table top when GY1 or GY2 are specified as the Power Option. If Pop Up electrical units are chosen as the Power Option, the table top will ship with a factory-cut opening to house the unit, but the Pop Up units must be ordered separately. The chart below indicates which Grommet or Pop Up options are available for specific Training Tables.

Code	Position
<b>GY1</b>	Single grommet, centered left-to-right, 3 1/8" in from back of table top for a 24" deep top and 3 5/8" in for 30" deep tops.
<b>GY2</b>	Pair of grommets, 1/4 the width of the top in from each side, and 3 1/8" in from back of table top for a 24" deep top and 3 5/8" in for 30" deep tops.
<b>PMP &amp; PNC</b>	One cutout for Pop Up Unit, centered left-to-right, 3 1/8" in from back of table top for a 24" deep top and 3 1/2" in for 30" deep tops.
<b>PMH</b>	One cutout for Pop Up Unit, centered left-to-right, 3 1/8" in from back of table top for a 24" deep top and 3 5/8" in for 30" deep tops.



Dimensions	Grommet		Pop Up		
	GY1	GY2	PMP	PNC	PMH
Rectangle Top					
24"D x 48"W	x	x	x	x	N/A
24"D x 60"W	x	x	x	x	N/A
24"D x 72"W	x	x	x	x	N/A
30"D x 48"W	x	x	x	x	x
30"D x 60"W	x	x	x	x	x
30"D x 72"W	x	x	x	x	x

## Training Table Electrical Options

The Zona Leg Training Tables have two Pop Up options: Corded and Daisy Chained and a 4-wire 2 circuit power system.

### Corded Pop Ups

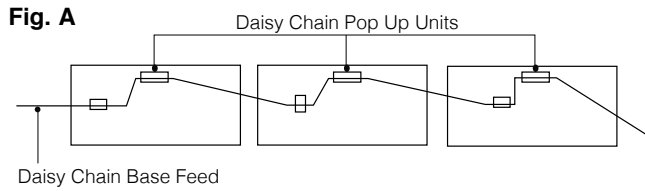
The corded Pop Ups come with a 6' cord that plugs into an outlet. Corded Pop Ups cannot plug into other corded Pop Ups or to Daisy Chain Pop Ups.

### Daisy Chain Pop Ups

Daisy Chain Pop Ups allow a single Base Feed to power up to eight tables, depending on table width. The Daisy Chain Pop Up consists of three parts, the Base Feed, the Pop Up unit, and the Jumper. The Base Feed plugs into building power using a standard 15 amp plug. The Jumper is used to connect tables 66" and 72" to adjacent tables. In the connection sequence, each Jumper counts as a table in planning for the number of tables that can be linked (maximum eight). The Base Feed prevents overloading and will shut off power if the load is exceeded. It has a regulator with an LED light that is green in normal conditions and red in overload conditions. Pop Up unit includes the Pop Up and two connectors that will each attach to a connector on an adjacent table or to a Base feed.

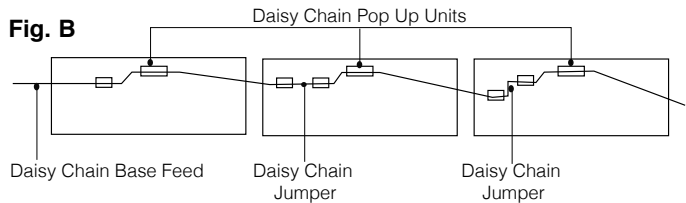
This example uses three Daisy Chain Pop Up units to run power through three 60" wide tables. Since the tables are all less than 66" wide, no Jumpers are required. (Fig. A)

Daisy Chain Pop Ups as shown on 60" wide table  
3 of 8 connections used.



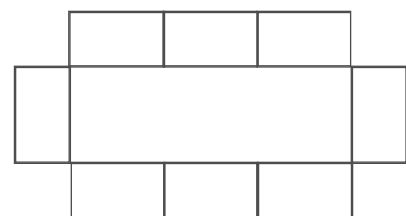
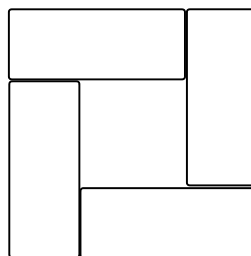
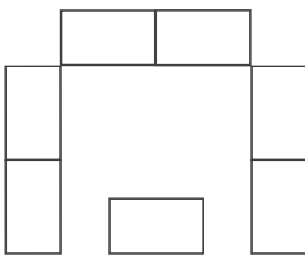
This example uses three Daisy Chain Pop Up units and two Jumpers to run power through three 72" tables. Tables 66" and 72" wide each require one Jumper in order to connect to an adjacent table. (Fig. B)

Daisy Chain Pop Ups as shown on 72" wide table  
5 of 8 connections used.



## Idea Starters

So many ways to arrange and rearrange for almost any learning environment



### TABLE WEIGHT LIMITS

Tables with the recommended base/top size combination can support a maximum of 1.5 lb. for each inch of perimeter, evenly distributed.

### WARNING:

Failure to observe the recommended practices, such as loading beyond listed weight limits, will result in unsafe usage conditions and may result in bodily injury or failure of other components.

Any modification to Trendway product will change the criteria referenced above. Trendway will not honor the product warranty if modifications are made to the product or if the capacities referenced are exceeded.

## Zona Rectangular Training Table - Flip Top – High Pressure Laminate

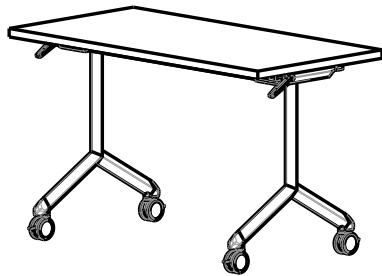
The Zona Training tables are constructed of High Pressure Laminate Tops with a 3mm vinyl edge. Table tops are a nominal 1 1/4" thick. Tables ship standard with four locking casters that are 3" high. Tables may be optioned with a factory-cut opening for a Pop Up Electrical Unit or Grommet. Grommets are available in black or silver and ship with the table when specified.

**Pop Up Electrical Units are ordered separately, see page 38 & 39 for details.**

Shipped ready to assemble. Tables are 29" (737) high.

## Zona Rectangular Training Table - Flip Top - HPL

Depth	Width	List Price Laminate Grades			Catalog Number	Options	Grommet Color	Wire Manager	Laminate Color	Base Color	Edge Color
		1	2	3							
24" (610)	48" (1219)	\$ 1045	\$ 1071	\$ 1170	<b>ZNFLPT2448</b>	<b>NN</b>	<b>GB</b>	<b>WMN</b>	High Pressure Laminate Color	<b>TG</b> Textured Gray	See Surface Materials Page 7
	60" (1524)	1155	1181	1280	<b>ZNFLPT2460</b>	No Power	Black	No Cost			
	72" (1829)	1210	1236	1335	<b>ZNFLPT2472</b>			No Manager			
30" (762)	48" (1219)	\$1100	\$1126	\$1225	<b>ZNFLPT3048</b>	<b>GY1</b>	<b>GS</b>	<b>WMY</b> <b>+\$41</b> Wire Manager	See Surface Materials Page 8	<b>TDW</b> Textured Designer White	
	60" (1524)	1210	1251	1406	<b>ZNFLPT3060</b>	One Grommet Center	Silver				
	72" (1829)	1320	1361	1516	<b>ZNFLPT3072</b>	<b>GY2</b> Two Grommets					
					<b>PMP</b> Basic Cut Out				See Surface Materials Page 7	<b>BK</b> Textured Black	
					<b>PNC</b> Multi Function Cut Out						
					<b>PMH</b> Aluminum Cut Out *not available 24" Deep Tables						
<b>Build your complete Part Number here:</b>					-----	--	--	----	----	----	--



Sample Part Number:

<u>ZNFLPT2448</u>	<u>.NN</u>	<u>.GB</u>	<u>.WMN</u>	<u>.JOC</u>	<u>.TDW</u>	<u>.DW</u>
-------------------	------------	------------	-------------	-------------	-------------	------------

Total Cost \$1045 =

\$ 1045	+	N/C	+	N/C	+	N/C	+	N/C	+	N/C	+	N/C
---------	---	-----	---	-----	---	-----	---	-----	---	-----	---	-----

Overview & Order Information  
Statement of Line  
Surface Materials  
Training Tables  
Height Adjustable Tables & Screens  
Collaborative, Café & Occasional Tables  
Conference Tables  
Conference & Training Room Components  
Terms, Policies & Index

## Zona Rectangular Training Table - Flip Top – Thermofused Laminate

The Zona Training tables are constructed of Thermofused Laminate Tops with a 3mm vinyl edge. Table tops are a nominal 1" thick. Tables ship standard with four locking casters that are 3" high. Tables may be optioned with a factory-cut opening for a Pop Up Electrical Unit or Grommet. Grommets are available in black or silver and ship with the table when specified.

## Pop Up Electrical Units are ordered separately, see page 38 & 39 for details.

Shipped ready to assemble. Tables are 29" (737) high.

### Zona Rectangular Training Table - Flip Top - TFL

Depth	Width	List Price Thermofused Grades		Catalog Number	Options	Grommet Color	Wire Manager	Laminate Color	Base Color	Edge Color
		1	2							
24" (610)	48" (1219)	\$ 993	\$ 1008	<b>ZNFLPT2448TFL</b>	<b>NN</b>	<b>GB</b> Black	<b>WMN</b> No Cost No Manager	Thermo Fused Laminate Color	<b>TG</b> Textured Gray	See Surface Materials Page 7
	60" (1524)	1097	1112	<b>ZNFLPT2460TFL</b>	No Power					
	72" (1829)	1149	1164	<b>ZNFLPT2472TFL</b>						
30" (762)	48" (1219)	\$ 1045	\$ 1060	<b>ZNFLPT3048TFL</b>	<b>GY1</b> One Grommet Center	<b>GS</b> Silver	<b>WMY</b> +\$41 Wire Manager	See Surface Materials Page 8	<b>TDW</b> Textured Designer White	
	60" (1524)	1149	1178	<b>ZNFLPT3060TFL</b>						
	72" (1829)	1254	1283	<b>ZNFLPT3072TFL</b>	<b>GY2</b> Two Grommets					
					<b>PMP</b> Basic Cut Out					
				<b>PNC</b> Multi Function Cut Out					<b>BK</b> Textured Black	
					<b>PMH</b> Aluminum Cut Out *not available 24" Deep Tables				See Surface Materials Page 7	
<b>Build your complete Part Number here:</b>				-----	--	--	---	---	---	--



Sample Part Number:

<b>ZNFLPT2448TFL</b>	<b>.NN</b>	<b>.GB</b>	<b>.WMN</b>	<b>.XZH</b>	<b>.TDW</b>	<b>.DW</b>
----------------------	------------	------------	-------------	-------------	-------------	------------

Total Cost \$993 =

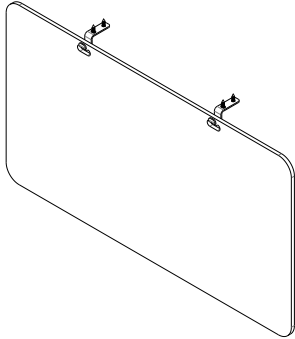
\$993	+	N/C	+	N/C	+	N/C	+	N/C	+	N/C	+	N/C
-------	---	-----	---	-----	---	-----	---	-----	---	-----	---	-----

## Training Table Acrylic Modesty

The Training Table Acrylic Modesty mounts to the underside of any tabletop to provide privacy. It can be used on both a fixed height table or flip top table. When used on a flip top table the modesty will need to be positioned so it can fold down when the table is flipped and nested. Included with the modesty is a 1/4" thick Frosted Acrylic, and brackets. The brackets are a raw aluminum finish.

Note: When used with the Zona Flip Top Tables, Grommet or Electrical Options can NOT be specified, as they occupy the same location.

Note: The actual width of the acrylic modesty is 1/4" shorter than nominal.



## Training Table Acrylic Modesty

Dimensions		List Price	Catalog Number
Width	Height		
36" (914)	9" (229)	\$222	TTMODACR369
42" (1067)		238	TTMODACR429
48" (1219)		254	TTMODACR489
54" (1372)		276	TTMODACR549
60" (1524)		298	TTMODACR609
66" (1676)		331	TTMODACR669
72" (1829)		353	TTMODACR729



# NOTES

Overview &  
Order Information

Statement  
of Line

Surface  
Materials

Training  
Tables

Height  
Adjustable  
Tables & Screens

Collaborative,  
Café & Occasional  
Tables

Conference  
Tables

Conference &  
Training Room  
Components

Terms, Policies  
& Index



# NOTES

Overview &  
Order Information

Statement  
of Line

Surface  
Materials

Training  
Tables

Height  
Adjustable  
Tables & Screens

Collaborative,  
Café & Occasional  
Tables

Conference  
Tables

Conference &  
Training Room  
Components

Terms, Policies  
& Index

## Height Adjustable Tables

### Rejuve

<i>Overview</i> .....	64
<i>Rectangular</i> .....	65
<i>Adjustable Base Only</i> .....	69

### Levado

<i>Overview</i> .....	70
<i>Rectangular</i> .....	71
<i>Adjustable Base Only</i> .....	72

### 4 Adjustability

<i>Overview</i> .....	74
<i>Rectangular</i> .....	75
<i>Corner</i> .....	78
<i>Extended Corner</i> .....	79
<i>Adjustable Base Only</i> .....	82

### Accessories

<i>Screens</i> .....	86
----------------------	----

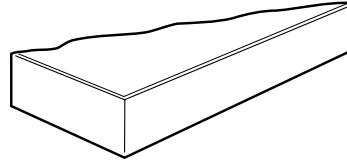
## Rejuve Height Adjustable Table

### Table Tops

Rejuve Height Adjustable Table	Table Top Edge
	PVC
Rectangular	X

### Standard Features

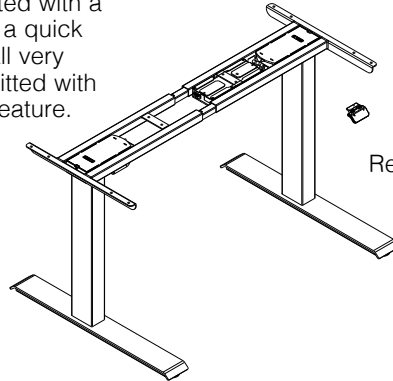
Tables are available with either a 1 1/4" high-pressure laminate top or a 1" thermofused laminate top. Tables will have a PVC Banded Edge.



PVC Banded Edge

### Table Bases

The Rejuve Tables bases have an all steel base frame powdercoated with a C-leg design. The frame has a quick connect feature making install very straightforward. It is also outfitted with a Gyro Sensor anti-collision feature. The power cord length is 9".

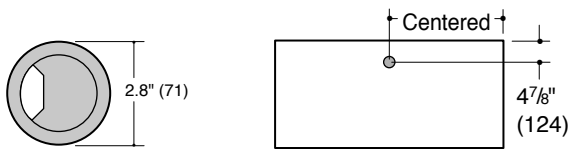


Rejuve Height Adjustable Table Base

### Table Grommets

Grommets are available on the Rejuve Height Adjustable Tables, except the D-Shape Table. They are centered on the table along the back edge. Grommets are available in black or silver. The following drawing shows standard grommet location.

#### Grommet Dimensions



Rectangular Table

### TABLE WEIGHT LIMITS

Tables with the recommended base/top size combination can support a maximum of 1.5 lb. for each inch of perimeter, evenly distributed.

### WARNING:

**Failure to observe the recommended practices, such as loading beyond listed weight limits, will result in unsafe usage conditions and may result in bodily injury or failure of other components.**

**Any modification to Trendway product will change the criteria referenced above. Trendway will not honor the product warranty if modifications are made to the product or if the capacities referenced are exceeded.**

## Rejuve Two Stage Rectangle Height Adjustable Table – HPL

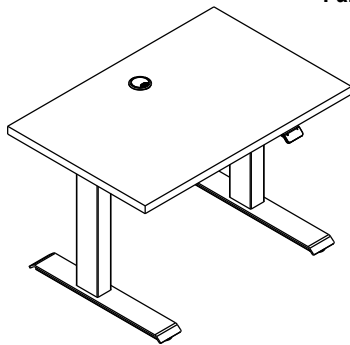
The Rejuve Two Stage Rectangle Height Adjustable Table features a nominal 1 1/4" thick High Pressure Laminate top with a PVC banded edge. An optional grommet is located in the back-center of the table top. The table comes with standard glides. The Rejuve 2 Stage Rectangle Height

Adjustable Table offers a height adjustment range from 26.5"–43.5" for a total of 17" of adjustment. Add the top thickness to determine the total height dimension. These tables tops have an option for true to size, which is perfect for a stand alone table or to have the perimeter 1" shorter on all sides to work within any panel environment. The handset is an up and down lever

which has a digital read out and 2 memory settings. Each base leg is a two-section telescoping column. Two rails attach to the legs on the underside of the table top to ensure stability and support. The foot depth on the base is 23" for 24" deep tops, and 29" for 30" deep tops. Tables Ship Ready to Assemble.

## Rejuve Two Stage Rectangle Height Adjustable Table - HPL

Actual Depth	Actual Width	Base Depth	List Price Laminate Grade			Catalog Number	Surface Size	Grommet Options	Grommet Color	Top Color	Base Color	Edge Color
			1	2	3							
24" (610)	36" (914)	23" (584)	\$1533	\$1559	\$1658	REJ2SREC2436	TS Full True To Size  1P 1" Gap all the way around perimeter	GN No Cost No Grommet  GY +\$18 One Grommet	GB Black  GS Silver	High-Pressure Laminate Color (See Surface Materials Page 8)	No Cost  K Charcoal  DW Designer White  PA Platinum	See Surface Materials Page 7
	42" (1067)		1586	1612	1711	REJ2SREC2442						
	48" (1219)		1631	1657	1756	REJ2SREC2448						
	54" (1372)		1674	1700	1799	REJ2SREC2454						
	60" (1524)		1719	1745	1844	REJ2SREC2460						
	66" (1676)		1751	1777	1876	REJ2SREC2466						
	72" (1829)		1769	1795	1894	REJ2SREC2472						
30" (762)	36" (914)	29" (737)	\$1567	\$1593	\$1692	REJ2SREC3036						
	42" (1067)		1606	1632	1731	REJ2SREC3042						
	48" (1219)		1668	1694	1793	REJ2SREC3048						
	54" (1372)		1702	1743	1898	REJ2SREC3054						
	60" (1524)		1744	1785	1940	REJ2SREC3060						
	66" (1676)		1763	1804	1959	REJ2SREC3066						
	72" (1829)		1794	1835	1990	REJ2SREC3072						
<b>Build your complete Part Number here:</b>			-----	--	--	--	--	--	--	--	--	



Sample Part Number:

Total Cost \$1567 =

REJ2SREC3036	.TS	GN	N/A	.573	.K	.E1
-----	--	--	--	--	--	--
\$1567	+	N/C	+	N/C	+	N/C

## Rejuve Two Stage Rectangle Height Adjustable Table – TFL

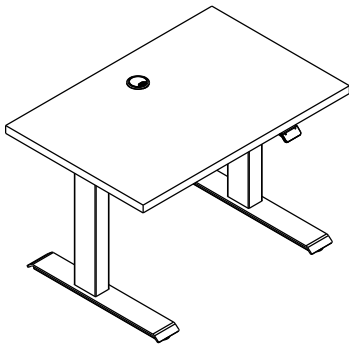
The Rejuve Two Stage Rectangle Height Adjustable Table features a nominal 1" thick Thermofused Laminate top with a PVC banded edge. An optional grommet is located in the back-center of the table top. The table comes with standard glides. The Rejuve Two Stage Rectangle

Height Adjustable Table offers a height adjustment range from 26.5"-43.5" for a total of 17" of adjustment. Add the top thickness to determine the total height dimension. These tables tops have an option for true to size, which is perfect for a standalone table or to have the perimeter 1" shorter on all sides to work within any panel environment. The handset is an up and down lever

which has a digital read out and 2 memory settings. Each base leg is a two-section telescoping column. Two rails attach to the legs on the underside of the table top to ensure stability and support. The foot depth on the base is 23" for 24" deep tops, and 29" for 30" deep tops. Tables Ship Ready to Assemble.

### Rejuve Two Stage Rectangle Height Adjustable Table - TFL

Actual Depth	Actual Width	Base Depth	List Price Laminate Grade		Catalog Number	Surface Size	Grommet Options	Grommet Color	Top Color	Base Color	Edge Color
			1	2							
24" (610)	36" (914)	23" (584)	\$1435	\$1450	REJ2SREC2436TFL	TS Full True To Size	GN No Cost No Grommet	GB Black	High-Pressure Laminate Color (See Surface Materials Page 8)	No Cost	See Surface Materials Page 7
	42" (1067)		1467	1482	REJ2SREC2442TFL						
	48" (1219)		1505	1520	REJ2SREC2448TFL						
	54" (1372)		1540	1555	REJ2SREC2454TFL						
	60" (1524)		1567	1582	REJ2SREC2460TFL						
	66" (1676)		1624	1639	REJ2SREC2466TFL						
	72" (1829)		1662	1677	REJ2SREC2472TFL						
30" (762)	36" (914)	29" (737)	\$1454	\$1469	REJ2SREC3036TFL	1P 1" Gap all the way around perimeter	GY +\$18 One Grommet	GS Silver	High-Pressure Laminate Color (See Surface Materials Page 8)	K Charcoal	DW Designer White
	42" (1067)		1479	1494	REJ2SREC3042TFL						
	48" (1219)		1535	1550	REJ2SREC3048TFL						
	54" (1372)		1584	1613	REJ2SREC3054TFL						
	60" (1524)		1631	1660	REJ2SREC3060TFL						
	66" (1676)		1721	1750	REJ2SREC3066TFL						
	72" (1829)		1794	1823	REJ2SREC3072TFL						
Build your complete Part Number here:			-----	--	--	--	--	--	--	--	



Sample Part Number:

Total Cost \$1454 =

REJ2SREC3036TFL	.TS	GN	N/A	.XZ8	.K	.XZ8
-----	--	--	--	--	--	--
\$1454	+	N/C	+	N/C	+	N/C

## Rejuve Three Stage Rectangle Height Adjustable Table – HPL

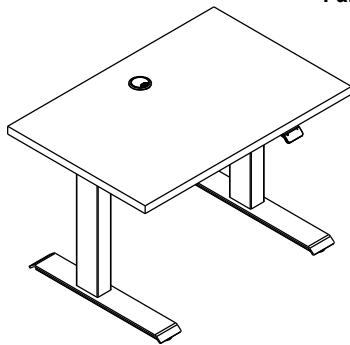
The Rejuve Three Stage Rectangle Height Adjustable Table features a nominal 1 1/4" thick High Pressure Laminate top with a PVC banded edge. An optional grommet is located in the back-center of the table top. The table comes with standard glides. The Rejuve 3 Stage Rectangle Height

Adjustable Table offers a height adjustment range from 21.5"–47.5" for a total of 26" of adjustment. Add the top thickness to determine the total height dimension. These tables tops have an option for true to size, which is perfect for a standalone table or to have the perimeter 1" shorter on all sides to work within any panel environment. The handset is an up and down lever

which has a digital read out and 2 memory settings. Each base leg is a three-section telescoping column. Two rails attach to the legs on the underside of the table top to ensure stability and support. The foot depth on the base is 23" for 24" deep tops, and 29" for 30" deep tops. Tables Ship Ready to Assemble.

### Rejuve Three Stage Rectangle Height Adjustable Table - HPL

Actual Depth	Actual Width	Base Depth	List Price Laminate Grade			Catalog Number	Surface Size	Grommet Options	Grommet Color	Top Color	Base Color	Edge Color
			1	2	3							
24" (610)	36" (914)	23" (584)	\$1747	\$1773	\$1872	REJ3SREC2436	TS Full True To Size  1P 1" Gap all the way around perimeter	GN No Cost No Grommet  GY +\$18 One Grommet	GB Black  GS Silver	High-Pressure Laminate Color (See Surface Materials Page 8)	No Cost  K Charcoal  DW Designer White  PA Platinum	See Surface Materials Page 7
	42" (1067)		1800	1826	1925	REJ3SREC2442						
	48" (1219)		1845	1871	1970	REJ3SREC2448						
	54" (1372)		1887	1913	2012	REJ3SREC2454						
	60" (1524)		1933	1959	2058	REJ3SREC2460						
	66" (1676)		1952	1978	2077	REJ3SREC2466						
	72" (1829)		1984	2010	2109	REJ3SREC2472						
30" (762)	36" (914)	29" (737)	\$1782	\$1808	\$1907	REJ3SREC3036						
	42" (1067)		1820	1846	1945	REJ3SREC3042						
	48" (1219)		1882	1908	2007	REJ3SREC3048						
	54" (1372)		1921	1962	2117	REJ3SREC3054						
	60" (1524)		1959	2000	2155	REJ3SREC3060						
	66" (1676)		1978	2019	2174	REJ3SREC3066						
	72" (1829)		2008	2049	2204	REJ3SREC3072						
			<b>Build your complete Part Number here:</b>			-----	--	--	--	--	--	--



Sample Part Number:

Total Cost \$1782 =

REJ3SREC3036	.TS	GN	N/A	.573	.K	.E1
-----	--	--	--	--	--	--
\$1782	+	N/C	+	N/C	+	N/C



## Rejuve Three Stage Rectangle Height Adjustable Table – TFL

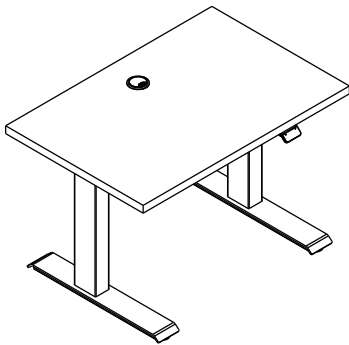
The Rejuve Three Stage Rectangle Height Adjustable Table features a nominal 1" thick Thermofused Laminate top with a PVC banded edge. An optional grommet is located in the back-center of the table top. The table comes with standard glides. The Rejuve 3 Stage Rectangle Height

Adjustable Table offers a height adjustment range from 21.5"-47.5" for a total of 26" of adjustment. Add the top thickness to determine the total height dimension. These tables tops have an option for true to size, which is perfect for a standalone table or to have the perimeter 1" shorter on all sides to work within any panel environment. The handset is an up and down lever

which has a digital read out and 2 memory settings. Each base leg is a three-section telescoping column. Two rails attach to the legs on the underside of the table top to ensure stability and support. The foot depth on the base is 23" for 24" deep tops, and 29" for 30" deep tops. Tables Ship Ready to Assemble.

## Rejuve Three Stage Rectangle Height Adjustable Table - TFL

Actual Depth	Actual Width	Base Depth	List Price Laminate Grade		Catalog Number	Surface Size	Grommet Options	Grommet Color	Top Color	Base Color	Edge Color
			1	2							
24" (610)	36" (914)	23" (584)	\$1650	\$1665	REJ3SREC2436TFL	TS Full True To Size	GN No Cost No Grommet	GB Black	High-Pressure Laminate Color (See Surface Materials Page 8)	No Cost	See Surface Materials Page 7
	42" (1067)		1681	1696	REJ3SREC2442TFL						
	48" (1219)		1719	1734	REJ3SREC2448TFL						
	54" (1372)		1756	1771	REJ3SREC2454TFL	1P 1" Gap all the way around perimeter	GY +\$18 One Grommet	GS Silver		DW Designer White	PA Platinum
	60" (1524)		1782	1797	REJ3SREC2460TFL						
	66" (1676)		1832	1847	REJ3SREC2466TFL						
	72" (1829)		1876	1891	REJ3SREC2472TFL						
30" (762)	36" (914)	29" (737)	\$1668	\$1683	REJ3SREC3036TFL						
	42" (1067)		1800	1815	REJ3SREC3042TFL						
	48" (1219)		1750	1765	REJ3SREC3048TFL						
	54" (1372)		1798	1827	REJ3SREC3054TFL						
	60" (1524)		1845	1874	REJ3SREC3060TFL						
	66" (1676)		1870	1899	REJ3SREC3066TFL						
	72" (1829)		1894	1923	REJ3SREC3072TFL						
<b>Build your complete Part Number here:</b>											



Sample Part Number:

Total Cost \$1800 =

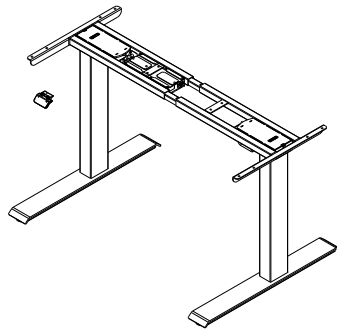
REJ3SREC3042TFL	.TS	GN	N/A	.XZ8	.K	.XZ8
-----	--	--	--	--	--	--
\$1800	+	N/C	+	N/C	+	N/C

## Rejuve Two Stage Rectangle Height Adjustable Table Base

The Rejuve Two Stage Rectangle Height Adjustable Table Base is available to purchase for retrofit installations using the customer's table tops. The height adjustment ranges from 26.5"–43.5" high (without the top). The foot depth is 23" for 24" deep tops, and 29" for 30" deep tops. There are

specific bases available to support top widths from 36-72" wide. The bases are available in Charcoal, Designer White, or Platinum paint finishes. Do not operate the adjustment function of a base if the combined load limit exceeds 220 pounds. This load limit includes the weight of the table top plus the weight of any items it supports (e.g., desktop computer, printer etc.).

When attaching the base to a table top not supplied by Trendway, the customer is responsible for selecting the properly sized table base for the intended table top, and for following the installation instructions provided.



### Rejuve Two Stage Rectangle Height Adjustable Table Base

Table Top Sizes	Maximum Load Limit	List Price	Catalog Number	Base Color
24" Deep by 36-42 Wide	220lbs	\$1189	SICREJBASE2S3624	No Cost
24" Deep by 48-72" Wide	220lbs	1189	SICREJBASE2S4824	K Charcoal
30" Deep by 36-42 Wide	220lbs	1189	SICREJBASE2S3630	DW Designer White
30" Deep by 48-72" Wide	220lbs	1189	SICREJBASE2S4830	PA Platinum

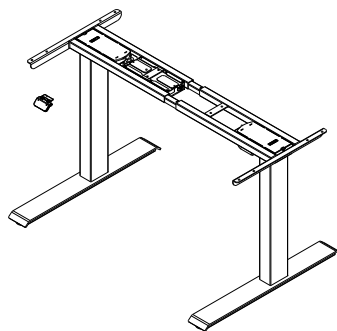
**Build your complete Part Number here:** \_\_\_\_\_

## Rejuve Three Stage Rectangle Height Adjustable Table Base

The Rejuve Three Stage Rectangle Height Adjustable Table Base is available to purchase for retrofit installations using the customer's table tops. The height adjustment ranges from 21.5"–47.5" high (without the top). The foot depth is 23" for 24" deep tops, and 29" for 30" deep tops. There are

specific bases available to support top widths from 36-72" wide. The bases are available in Charcoal, Designer White, or Platinum paint finishes. Do not operate the adjustment function of a base if the combined load limit exceeds 220 pounds. This load limit includes the weight of the table top plus the weight of any items it supports (e.g., desktop computer, printer etc.).

When attaching the base to a table top not supplied by Trendway, the customer is responsible for selecting the properly sized table base for the intended table top, and for following the installation instructions provided.



### Rejuve Three Stage Rectangle Height Adjustable Table Base

Table Top Sizes	Maximum Load Limit	List Price	Catalog Number	Base Color
24" Deep by 36-42 Wide	220lbs	\$1403	SICREJBASE3S3624	No Cost
24" Deep by 48-72" Wide	220lbs	1403	SICREJBASE3S4824	K Charcoal
30" Deep by 36-42 Wide	220lbs	1403	SICREJBASE3S3630	DW Designer White
30" Deep by 48-72" Wide	220lbs	1403	SICREJBASE3S4830	PA Platinum

**Build your complete Part Number here:** \_\_\_\_\_

<b>Sample Part Number:</b>	SICREJBASE3S4824	.PA
<b>Total Cost \$1403 =</b>	\$1403	+ N/C

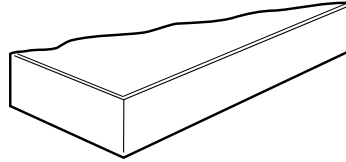
## Levado™ Height Adjustable Table

### Table Tops

Levado Height Adjustable Table	Table Top Edge
	PVC
Rectangular	X

### Standard Features

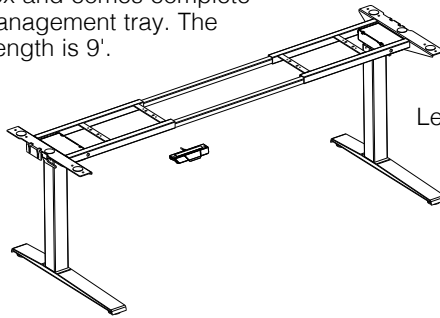
Tables are available with either a 1 1/4" high-pressure laminate top or a 1" thermofused laminate top. Tables will have a PVC Banded Edge.



PVC Banded Edge

### Table Bases

The Levado Height Adjustable Table has an all-steel Platinum power coated finish. The base ships fully assembled and in one box and comes complete with a wire management tray. The Power Cord length is 9'.

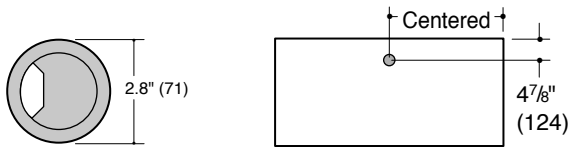


Levado Height Adjustable Table Base

### Table Grommets

Grommets are available on the Levado Height Adjustable Tables, except the D-Shape Table. They are centered on the table along the back edge. Grommets are available in black or silver. The following drawing shows standard grommet location.

#### Grommet Dimensions



Rectangular Table

### TABLE WEIGHT LIMITS

Tables with the recommended base/top size combination can support a maximum of 1.5 lb. for each inch of perimeter, evenly distributed.

### WARNING:

**Failure to observe the recommended practices, such as loading beyond listed weight limits, will result in unsafe usage conditions and may result in bodily injury or failure of other components.**

**Any modification to Trendway product will change the criteria referenced above. Trendway will not honor the product warranty if modifications are made to the product or if the capacities referenced are exceeded.**

## Levado Rectangle Height Adjustable Table

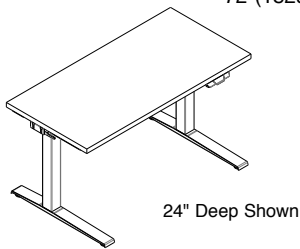
The Levado Rectangle Height Adjustable Table features a nominal 1 1/4" thick High Pressure Laminate top or a 1" thick Thermofused Laminate top with a PVC banded edge. An optional grommet is located in the back-center of the table top. The table comes with standard glides. The Levado Rectangle

Height Adjustable Table offers a height adjustment range from 24.5" – 48.5" for a total of 24" of adjustment. Add the top thickness to determine the total height dimension. These tables tops have an option for true to size, which is perfect for a stand alone table or to have the perimeter 1" shorter on all sides to work within any panel environment.

The Levado table features a 4 program digital read out intuitive Feather Lift™ control paddle. Each base leg is a three-section telescoping column. Two rails attach to the legs on the underside of the table top to ensure stability and support. The foot depth on the base is 27.5" for all table tops. The base ships fully assembled in one box. The Base is available in Platinum only.

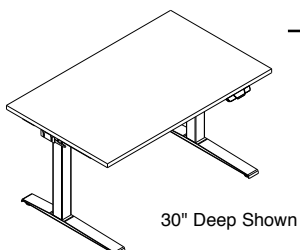
### Levado Rectangle Height Adjustable Table – High Pressure Laminate

Actual Depth	Actual Width	List Price Laminate Grade			Catalog Number	Surface Size	Grommet	Grommet Color	Top Color	Edge Color
		1	2	3						
24" (610)	48"(1219)	\$1666	\$1692	\$1791	LEVHAT2448	TS Full True To Size  1P 1" Gap All The Way Around Perimeter (Not Available On 48" Tops)	GN No Cost No Grommet  GY +\$18 One Grommet	GB Black  GS Silver	High-Pressure Laminate Color (See Surface Materials Page 8)	(See Surface Materials Page 8)
	54"(1372)	1686	1712	1811	LEVHAT2454					
	60"(1524)	1705	1731	1830	LEVHAT2460					
	66"(1676)	1723	1749	1848	LEVHAT2466					
	72"(1829)	1783	1809	1908	LEVHAT2472					
30" (762)	48"(1219)	\$1743	\$1769	\$1868	LEVHAT3048					
	54"(1372)	1762	1803	1958	LEVHAT3054					
	60"(1524)	1782	1823	1978	LEVHAT3060					
	66"(1676)	1822	1863	2018	LEVHAT3066					
	72"(1829)	1899	1940	2095	LEVHAT3072					



### Levado Rectangle Height Adjustable Table - Thermofused Laminate

Actual Depth	Actual Width	List Price Laminate Grade		Catalog Number	Surface Size	Grommet	Grommet Color	Top Color	Edge Color
		1	2						
24" (610)	48"(1219)	\$1569	\$1584	LEVHAT2448TFL	TS Full True To Size  1P 1" Gap All The Way Around Perimeter (Not Available On 48" Tops)	GN No Cost No Grommet  GY +\$18 One Grommet	GB Black  GS Silver	High-Pressure Laminate Color (See Surface Materials Page 8)	See Surface Material Page 7
	54"(1372)	1586	1601	LEVHAT2454TFL					
	60"(1524)	1603	1618	LEVHAT2460TFL					
	66"(1676)	1622	1637	LEVHAT2466TFL					
	72"(1829)	1677	1692	LEVHAT2472TFL					
30" (762)	48"(1219)	\$1641	\$1656	LEVHAT3048TFL					
	54"(1372)	1658	1687	LEVHAT3054TFL					
	60"(1524)	1677	1706	LEVHAT3060TFL					
	66"(1676)	1714	1743	LEVHAT3066TFL					
	72"(1829)	1787	1816	LEVHAT3072TFL					



Build your complete Part Number here:

Sample Part Number:

Total Cost \$1569 =

LEVHAT2448TFL	.TS	GN	N/A	.XZ8	.XZ8					
\$1569	+	N/C	+	N/A	+	N/C	+	N/C	+	N/C

## Levado Height Adjustable Table Base

Levado Height Adjustable Table base is available to purchase for retrofit installations using the customer's table tops. The height adjustment ranges from 24.5" – 48.5" high (without the top). The foot depth is 27.5" and supports tops 24-30" deep and 48-72" wide. The base ships complete in one box. Available in Platinum only.

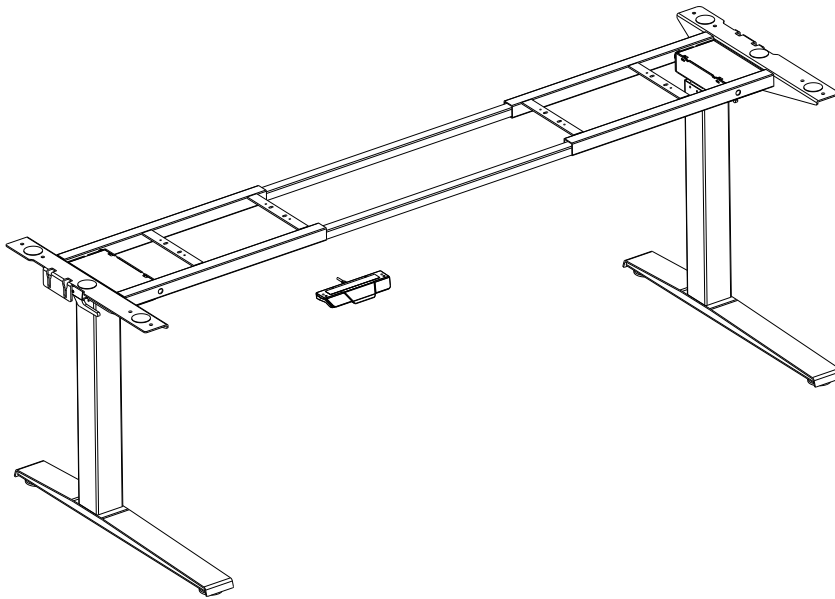
Do not operate the adjustment function of a base if the combined load limit exceeds 220 pounds. This load limit includes the weight of the table top plus the weight of any items it supports (e.g., desktop computer, printer etc.).

When attaching the base to a table top not supplied by Trendway, the customer is responsible for selecting the properly sized table base for the

intended table top, and for following the installation instructions provided.

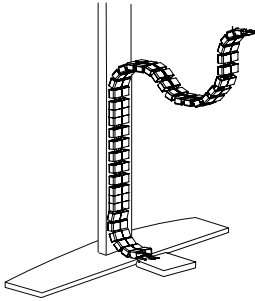
### Levado Height Adjustable Table Base Only

Table Top Size	Maximum Load Limit	List Price	Catalog Number
24-30" Deep x 48-72" Nominal Width	220 lbs	\$1492	SICLEVHATBASE



## Collapsible Height Adjustable Table Wire Manager

This vertical wire manager is constructed of durable plastic and flexes to accommodate the full range of a height adjustable table. It attaches to the underside of the table and has a weighted base to hold it in place on the ground. There are magnets that hold the links tight to the column of the table to assure everything is held in place. Available in 3 colors, Black, DesignerWhite and Platinum.



### Collapsible Height Adjustable Table Wire Manager

Dimensions Height	List Price	Catalog Number	Color
53" (1346)	\$229	CVWMHAT	<b>BK</b> Black  <b>DW</b> Designer White  <b>PA</b> Platinum
Build your complete Part Number here:		-----	---

Sample Part Number:

-----	. BK
-------	------

Total Cost \$229 =

\$229	+	N/C
-------	---	-----

Overview & Order Information

Statement of Line

Surface Materials

Training Tables

Height Adjustable Tables & Screens

Collaborative, Café & Occasional Tables

Conference Tables

Conference & Training Room Components

Terms, Policies & Index

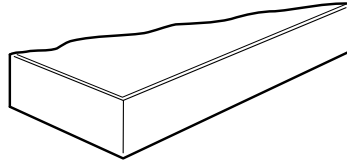
## 4 Adjustability Height Adjustable Table

### Table Tops

#### Standard Features

Each table is surfaced with a high-pressure laminate. Tables will have a PVC Banded Edge.

Height Adjustable Table	Table Top Edge
	PVC
Rectangular	X
Corner	X
Extended Corner	X

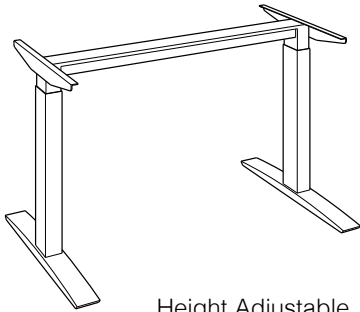


PVC Banded Edge

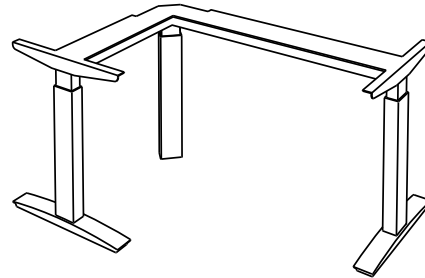
### Table Bases

The Height Adjustable Table has an all-steel base frame. Finish is powder coat. The 4 Adjustability electric bases have a 9' power cord.

The horizontal rails have cut outs that can be used to house wires.



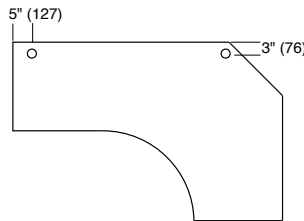
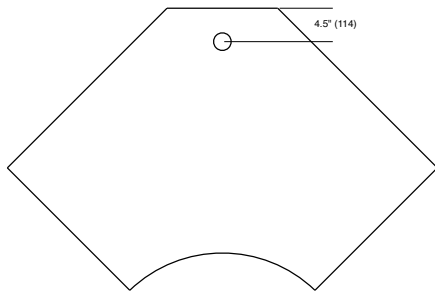
Height Adjustable Table Base



Extended Corner Height Adjustable Table Base  
Right Hand Shown

### Table Grommets

Grommets are available on the 4 Adjustability Height Adjustable Table. They are along the back edge of the table top. Grommets are available in black or silver. The following drawings show standard grommet locations.



### TABLE WEIGHT LIMITS

Tables with the recommended base/top size combination can support a maximum of 1.5 lb. for each inch of perimeter, evenly distributed.

### WARNING:

**Failure to observe the recommended practices, such as loading beyond listed weight limits, will result in unsafe usage conditions and may result in bodily injury or failure of other components.**

**Any modification to Trendway product will change the criteria referenced above. Trendway will not honor the product warranty if modifications are made to the product or if the capacities referenced are exceeded.**

## 4 Adjustability Tables

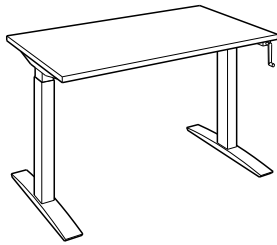
The 4 Adjustability tables features an all-steel base frame with four height adjustment mechanism choices. On the underside of the table top, 2 rails attach to the legs to assure stability and support. Each table has a high-pressure laminate top with a PVC banded edge. They are rectangular in shape with standard glides and an optional grommet located in the center of the table back. Tables ship ready to assemble.

## 4 Adjustability – Crank Table

Crank Tables offer height adjustment ranges from 27" to 46", plus a nominal 1¼" thick HPL top for total height dimension. The crank can be positioned on the right or left hand of the table and stored under the table when not needed for adjustment. The functional inner leg that raises and lowers the table is not available in textured or premium trim finishes. If textured or premium trim finish is specified, the inner leg will match the standard smooth trim color.

### 4 Adjustability - Crank Table

Actual Depth	Dimensions		List Price			Catalog Number	Grommet	Grommet Color	Top Color	Base Color	Edge Color
	Actual Width	Base Width	Laminate 1	Grade 2	3						
23 3/8" (594)	34" (864)	23" (584)	\$1920	\$1946	\$2045	RHATC2436	GN No Cost No Grommet GY + \$18 One Grommet	GB Black  GS Silver	High-Pressure Laminate Color (See Surface Materials Page 8)	Standard Finish No Cost  Premium Finish +\$38  See Surface Materials Page 7	See Surface Materials Page 7
	40" (1016)	23" (584)	1953	1979	2078	RHATC2442					
	46" (1168)	23" (584)	1986	2012	2111	RHATC2448					
	52" (1321)	23" (584)	2018	2044	2143	RHATC2454					
	58" (1473)	23" (584)	2052	2078	2177	RHATC2460					
	64" (1626)	23" (584)	2119	2145	2244	RHATC2466					
	70" (1778)	23" (584)	2250	2276	2375	RHATC2472					
29 3/8" (746)	34" (864)	29" (737)	\$2052	\$2078	\$2177	RHATC3036					
	40" (1016)	29" (737)	2085	2111	2210	RHATC3042					
	46" (1168)	29" (737)	2119	2145	2244	RHATC3048					
	52" (1321)	29" (737)	2151	2192	2347	RHATC3054					
	58" (1473)	29" (737)	2186	2227	2382	RHATC3060					
	64" (1626)	29" (737)	2250	2291	2446	RHATC3066					
	70" (1778)	29" (737)	2383	2424	2579	RHATC3072					
35 3/8" (899)	58" (1524)	29" (737)	\$2317	\$2358	\$2513	RHATC3660					
	64" (1667)	29" (737)	2383	2436	2641	RHATC3666					
	70" (1778)	29" (737)	2516	2569	2774	RHATC3672					



Build your complete Part Number here:

---	---	---	---	-	-
-----	-----	-----	-----	---	---

Sample Part Number:

RHATC2436	.GN	.GB	.J46	.Y	.K
-----------	-----	-----	------	----	----

Total Cost \$1920 =

\$1920	+	N/C	+	N/C	+	N/C	+	N/C	+	N/C
--------	---	-----	---	-----	---	-----	---	-----	---	-----



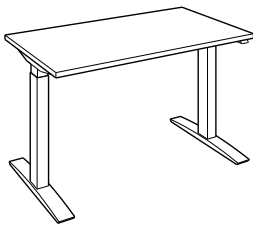
## 4 Adjustability – Single and Dual Stage Electric Tables

Electric Tables offer height adjustment ranges from 26" – 44 ¾" for the Single Stage and 21" – 47" for the Dual Stage, plus a nominal 1¼" thick HPL top for total height dimension. Electric Tables feature an optional control pad with digital readout which can store up to 4 pre-set heights. When not in use, the control pad stores under the table. The functional inner leg that raises and

lowers the table is not available in textured or premium trim finishes. If textured or premium trim finish is specified, the inner leg will match the standard smooth trim color.

### 4 Adjustability - Single Stage Electric Table

Actual Depth	Dimensions		List Price			Catalog Number	Grommet	Grommet Color	Control Pad	Top Color	Base Color	Edge Color	
	Actual Width	Base Width	Laminate 1	Grade 2	3								
23 ¾" (594)	34" (864)	23" (584)	\$2780	\$2806	\$2905	RHATE12436	GN No Cost No Grommet	GB Black	SCP No Cost Standard	High-Pressure Laminate Color (See Surface Materials Page 8)	Standard Finish No Cost	See Surface Materials Page 7	
	40" (1016)	23" (584)	2814	2840	2939	RHATE12442							
	46" (1168)	23" (584)	2847	2873	2972	RHATE12448							
	52" (1321)	23" (584)	2880	2906	3005	RHATE12454							
	58" (1473)	23" (584)	2913	2939	3038	RHATE12460							
	64" (1626)	23" (584)	2946	2972	3071	RHATE12466							
	70" (1778)	23" (584)	3045	3071	3170	RHATE12472							
29 ¾" (746)	34" (864)	29" (737)	\$2913	\$2939	\$3038	RHATE13036	GY + \$18 One Grommet	GS Silver	PKP + \$139 Program-able	High-Pressure Laminate Color (See Surface Materials Page 8)	Premium Finish +\$38	See Surface Materials Page 7	
	40" (1016)	29" (737)	2946	2972	3071	RHATE13042							
	46" (1168)	29" (737)	2979	3005	3104	RHATE13048							
	52" (1321)	29" (737)	3011	3052	3207	RHATE13054							
	58" (1473)	29" (737)	3045	3086	3241	RHATE13060							
	64" (1626)	29" (737)	3113	3154	3309	RHATE13066							
	70" (1778)	29" (737)	3246	3287	3442	RHATE13072							
35 ¾" (899)	58" (1473)	29" (737)	\$3179	\$3220	\$3375	RHATE13660							
	64" (1626)	29" (737)	3246	3299	3504	RHATE13666							
	70" (1778)	29" (737)	3377	3430	3635	RHATE13672							
Build your complete Part Number here:							---	--	--	---	---	-	-



Sample Part Number:

RHATE12436	.GN	.GB	.SCP	.J46	.Y	.K
------------	-----	-----	------	------	----	----

Total Cost \$2780 =

\$2780	+	N/C	+	N/C	+	N/C	+	N/C	+	N/C	+	N/C
--------	---	-----	---	-----	---	-----	---	-----	---	-----	---	-----

## 4 Adjustability Tables

The 4 Adjustability tables features an all-steel base frame with four height adjustment mechanism choices. On the underside of the table top, 2 rails attach to the legs to assure stability and support. Each table has a high-pressure laminate top with a PVC banded edge. They are rectangular in shape with standard glides and an optional grommet located in the center of the table back. Tables ship ready to assemble.

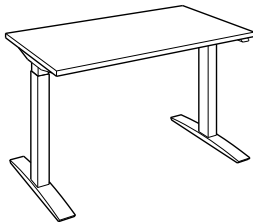
## 4 Adjustability – Single and Dual Stage Electric Tables

Electric Tables offer height adjustment ranges from 26" – 44 ¾" for the Single Stage and 21" – 47" for the Dual Stage, plus a nominal 1¼" thick HPL top for total height dimension. Electric Tables feature an optional control pad with digital readout which can store up to 4 pre-set heights. When not in use, the control pad stores under the table. The functional inner leg that raises and

lowers the table is not available in textured or premium trim finishes. If textured or premium trim finish is specified, the inner leg will match the standard smooth trim color.

### 4 Adjustability - Dual Stage Electric Table

Actual Depth	Dimensions		List Price			Catalog Number	Grommet	Grommet Color	Control Pad	Top Color	Base Color	Edge Color	
	Actual Width	Base Width	Laminate Grade 1	Laminate Grade 2	Laminate Grade 3								
23 3/8" (594)	34" (864)	23" (584)	\$3444	\$3470	\$3569	RHATE22436	GN No Cost No Grommet	GB Black	SCP No Cost Standard	High-Pressure Laminate Color (See Surface Materials Page 8)	Standard Finish No Cost	See Surface Materials Page 7	
	40" (1016)	23" (584)	3477	3503	3602	RHATE22442							
	46" (1168)	23" (584)	3510	3536	3635	RHATE22448							
	52" (1321)	23" (584)	3542	3568	3667	RHATE22454							
	58" (1473)	23" (584)	3576	3602	3701	RHATE22460							
	64" (1626)	23" (584)	3642	3668	3767	RHATE22466							
70" (1778)	23" (584)	3775	3801	3900	RHATE22472	GY + \$18 One Grommet	GS Silver	PKP + \$139 Programmable	Premium Finish +\$38	See Surface Materials Page 7			
23 3/8" (746)	34" (864)	29" (737)	\$3576	\$3602	\$3701	RHATE23036							
	40" (1016)	29" (737)	3608	3634	3733	RHATE23042							
	46" (1168)	29" (737)	3642	3668	3767	RHATE23048							
	52" (1321)	29" (737)	3675	3716	3871	RHATE23054							
	58" (1473)	29" (737)	3708	3749	3904	RHATE23060							
	64" (1626)	29" (737)	3775	3816	3971	RHATE23066							
70" (1778)	29" (737)	3907	3948	4103	RHATE23072								
35 3/8" (899)	58" (1473)	29" (737)	\$3840	\$3881	\$4036	RHATE23660							
	64" (1626)	29" (737)	3907	3960	4165	RHATE23666							
	70" (1778)	29" (737)	4040	4093	4298	RHATE23672							
<b>Build your complete Part Number here:</b>							---	--	--	---	---	-	-



Sample Part Number:

RHATE22436	.GN	.GB	.SCP	.J46	.Y	.K
------------	-----	-----	------	------	----	----

Total Cost \$3444 =

\$3444	+	N/C	+	N/C	+	N/C	+	N/C	+	N/C	+	N/C
--------	---	-----	---	-----	---	-----	---	-----	---	-----	---	-----

Overview & Order Information  
Statement of Line  
Surface Materials  
Training Tables  
Height Adjustable Tables & Screens  
Collaborative, Café & Occasional Tables  
Conference Tables  
Conference & Training Room Components  
Terms, Policies & Index

Continued

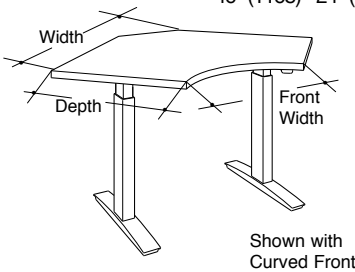
**4 Adjustability – Single and Dual Stage Electric Corner Tables**

Corner tables can be used in a freestanding or panel application. Tops are sized to provide a gap between the Adjustable Table and adjoining work surfaces, to ensure free movement and to avoid pinch points. Electric Corner Table bases offer height adjustment ranges of 26" to 44 3/4" for the Single Stage and 21" to 47" for the Dual Stage. For total surface height dimension, add a nominal 1 1/4" thickness of the HPL top. Electric Corner Tables feature

an optional control pad with digital readout, which can store up to 4 pre-set heights. When not in use, the control pad stores under the table. The functional inner leg that raises and lowers the table is not available in textured or premium trim finishes. If textured or premium trim finish is specified, the inner leg will match the standard smooth trim color.

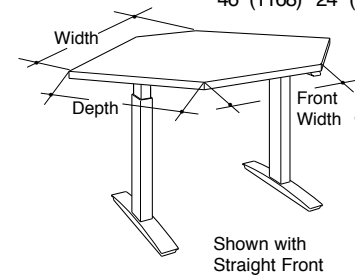
**4 Adjustability - Single Stage Electrical Corner Table**

Dimensions			List Price			Catalog Number	Front Option	Grommet	Grommet Color	Control Pad	Top Color	Base Color	Edge Color
Depth	Width	Front Width	Laminate 1	Grade 2	3								
23 3/8" (594)	34" (864)	15 1/2" (394)	\$3113	\$3139	\$3238	CHATE12436	S No Cost Straight	GN No Cost No Grommet	GB Black	SCP No Cost Standard	High-Pressure Laminate Color (See Surface Materials Page 8)	Standard Finish No Cost	See Surface Materials Page 7
	40" (1016)	24" (610)	3179	3232	3437	CHATE12442							
	46" (1168)	32 1/2" (826)	3309	3362	3567	CHATE12448							
29 3/8" (746)	34" (864)	7" (178)	\$3246	\$3299	\$3504	CHATE13036	C + \$39 Curved	GY + \$18 One Grommet	GS Silver	PKP + \$139 Program- mable	Premium Finish +\$38	See Surface Materials Page 7	
	40" (1016)	15 1/2" (394)	3309	3362	3567	CHATE13042							
	46" (1168)	24" (610)	3444	3497	3702	CHATE13048							



**4 Adjustability - Dual Stage Electrical Corner Table**

Dimensions			List Price			Catalog Number
Depth	Width	Front Width	Laminate 1	Grade 2	3	
23 3/8" (594)	34" (864)	15 1/2" (394)	\$3808	\$3834	\$3933	CHATE22436
	40" (1016)	24" (610)	3840	3893	4098	CHATE22442
	46" (1168)	32 1/2" (826)	3973	4026	4231	CHATE22448
29 3/8" (746)	34" (864)	7" (178)	\$3840	\$3893	\$4098	CHATE23036
	40" (1016)	15 1/2" (394)	3940	3993	4198	CHATE23042
	46" (1168)	24" (610)	4040	4093	4298	CHATE23048



Build your complete Part Number here: -----

Sample Part Number:

CHATE12436	.S	.GN	.N/A	.SCP	.J46	.Y	.K
------------	----	-----	------	------	------	----	----

Total Cost \$3113 =

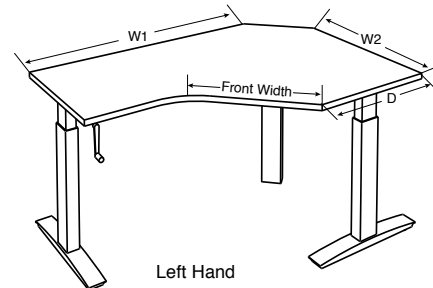
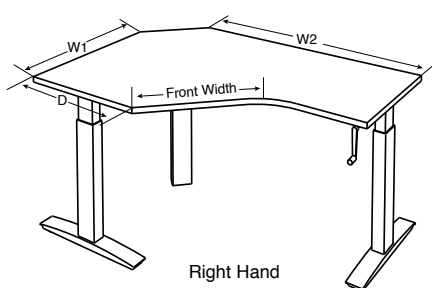
\$3113	+	N/C	+	N/C	+	N/C	+	N/C	+	N/C	+	N/C	+	N/C	+	N/C
--------	---	-----	---	-----	---	-----	---	-----	---	-----	---	-----	---	-----	---	-----

## 4 Adjustability – Crank Extended Corner Tables

Extended Corner tables can be used in a freestanding or panel application. Tops are sized to provide a gap between the Adjustable Table and adjoining work surfaces, to ensure free movement and to avoid pinch points. Crank Extended Corner Table bases offer height adjustment ranges of 26" to 44 1/4". For total surface height dimension, add a nominal 1 1/4" thickness of the HPL top. The grommet option will provide two grommets for cord

management. The functional inner leg that raises and lowers the table is not available in textured or premium trim

finishes. If textured or premium trim finish is specified, the inner leg will match the standard smooth trim color.



### 4 Adjustability - Crank Extended Corner Table - Right Hand

Dimensions				List Price			Catalog Number	Front Option	Grommet	Grommet Color	Top Color	Base Color	Edge Color
Depth	Width 1	Width 2	Front Width	Laminate 1	Grade 2	Grade 3							
23 3/8" (594)	40" (1016)	58" (1473)	24" (610)	\$2805	\$2846	\$3001	ECRHATC244260 ECRHATC244266 ECRHATC244272	S No Cost Straight	GN No Cost No Grommet	GB Black	High- Pressure Laminate Color (See Surface Materials Page 8)	Standard Finish No Cost	See Surface Materials Page 7
		64" (1626)	24" (610)	2964	3017	3222							
		70" (1778)	24" (610)	3027	3080	3285							
23 3/8" (610)	46" (1168)	58" (1473)	32 1/2" (826)	\$2869	\$2910	\$3065	ECRHATC244860 ECRHATC244866 ECRHATC244872	C + \$39 Curved	GY + \$26 Two Grommets	GS Silver	High- Pressure Laminate Color (See Surface Materials Page 8)	Premium Finish +\$38	See Surface Materials Page 7
		64" (1626)	32 1/2" (826)	3027	3080	3285							
		70" (1778)	32 1/2" (826)	3091	3144	3349							
29 3/8" (746)	40" (1016)	58" (1473)	15 1/2" (394)	\$2882	\$2923	\$3078	ECRHATC304260 ECRHATC304266 ECRHATC304272				High- Pressure Laminate Color (See Surface Materials Page 8)	Standard Finish No Cost	See Surface Materials Page 7
		64" (1626)	15 1/2" (394)	3040	3093	3298							
		70" (1778)	15 1/2" (394)	3102	3155	3360							
29 3/8" (746)	46" (1168)	58" (1473)	24" (610)	\$2945	\$2986	\$3141	ECRHATC304860 ECRHATC304866 ECRHATC304872				High- Pressure Laminate Color (See Surface Materials Page 8)	Standard Finish No Cost	See Surface Materials Page 7
		64" (1626)	24" (610)	3102	3155	3360							
		70" (1778)	24" (610)	3165	3218	3423							

### 4 Adjustability - Crank Extended Corner Table - Left Hand

Dimensions				List Price			Catalog Number
Depth	Width 1	Width 2	Front Width	Laminate 1	Grade 2	Grade 3	
23 3/8" (594)	58" (1473)	40" (1016)	24" (610)	\$2805	\$2846	\$3001	ECLHATC604224 ECLHATC664224 ECLHATC724224
			24" (610)	2964	3017	3222	
			24" (610)	3027	3080	3285	
23 3/8" (594)	58" (1473)	46" (1168)	32 1/2" (826)	\$2869	\$2910	\$3065	ECLHATC604824 ECLHATC664824 ECLHATC724824
			32 1/2" (826)	3027	3080	3285	
			32 1/2" (826)	3091	3144	3349	
29 3/8" (746)	58" (1473)	40" (1016)	15 1/2" (394)	\$2882	\$2923	\$3078	ECLHATC604230 ECLHATC664230 ECLHATC724230
			15 1/2" (394)	3040	3093	3298	
			15 1/2" (394)	3102	3155	3360	
29 3/8" (746)	58" (1473)	46" (1168)	24" (610)	\$2945	\$2986	\$3141	ECLHATC604830 ECLHATC664830 ECLHATC724830
			24" (610)	3102	3155	3360	
			24" (610)	3165	3218	3423	

Build your complete Part Number here:

Sample Part Number:

ECRHATC244260	.S	.GN	--	.JA3	.K	.WR
---------------	----	-----	----	------	----	-----

Total Cost \$2805 =

\$2805	+	N/C	+	N/C	+	N/A	+	N/C	+	N/C	+	N/C
--------	---	-----	---	-----	---	-----	---	-----	---	-----	---	-----

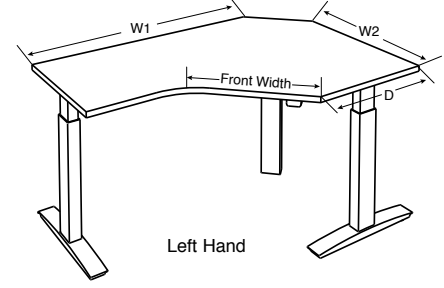
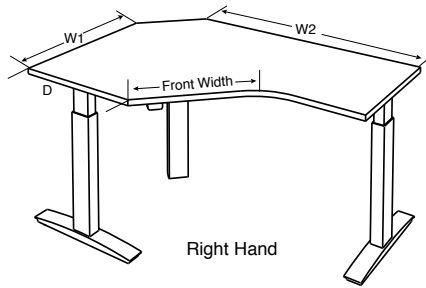
Overview & Order Information  
Statement of Line  
Surface Materials  
Training Tables  
Height Adjustable Tables & Screens  
Collaborative, Café & Occasional Tables  
Conference Tables  
Conference & Training Room Components  
Terms, Policies & Index

## 4 Adjustability – Single and Dual Stage Extended Electrical Corner Table

Extended Corner tables can be used in a freestanding or panel application. Tops are sized to provide a gap between the Adjustable Table and adjoining work surfaces, to ensure free movement and to avoid pinch points. Electric Extended Corner Table bases offer height adjustment ranges of 26" to 44 ¾" for the Single Stage and 21" to 47" for the Dual Stage. For total surface height dimension, add a nominal 1¼" thickness of the HPL top. The grommet option will provide two grommets for cord management. Electric

Extended Corner Tables feature an optional control pad with digital readout, which can store up to 4 pre-set heights. When not in use, the control pad stores under the table. The functional inner leg

that raises and lowers the table is not available in textured or premium trim finishes. If textured or premium trim finish is specified, the inner leg will match the standard smooth trim color.



### 4 Adjustability - Single Stage Extended Electrical Corner Table - Right Hand

Dimensions				List Price			Catalog Number	Front Option	Grommet	Grommet Color	Control Pad	Top Color	Base Color	Edge Color
Depth	Width 1	Width 2	Front Width	Laminate Grade 1	Laminate Grade 2	Laminate Grade 3								
23 3/8" (594)	40" (1016)	58" (1473)	24" (610)	\$4066	\$4107	\$4262	ECRHATE1244260	S No Cost Straight	GN No Cost No Grommet	GB Black	SCP No Cost Standard	High-Pressure Laminate Color (See Surface Materials Page 8)	Standard Finish No Cost	See Surface Materials Page 7
	64" (1626)	24" (610)	4226	4279	4484	ECRHATE1244266								
	70" (1778)	24" (610)	4288	4341	4546	ECRHATE1244272								
23 3/8" (594)	46" (1168)	58" (1473)	32 1/2" (826)	\$4131	\$4172	\$4327	ECRHATE1244860	C + \$39 Curved	GY + \$26 Two Grommets	GS Silver	PKP + \$139 Programable	Premium Finish +\$38	See Surface Materials Page 7	
	64" (1626)	32 1/2" (826)	4288	4341	4546	ECRHATE1244866								
	70" (1778)	32 1/2" (826)	4351	4404	4609	ECRHATE1244872								
29 3/8" (746)	40" (1016)	58" (1473)	15 1/2" (394)	\$4142	\$4183	\$4338	ECRHATE1304260							
	64" (1626)	15 1/2" (394)	4301	4354	4559	ECRHATE1304266								
	70" (1778)	15 1/2" (394)	4363	4416	4621	ECRHATE1304272								
29 3/8" (746)	46" (1168)	58" (1473)	24" (610)	\$4206	\$4247	\$4402	ECRHATE1304860							
	64" (1626)	24" (610)	4363	4416	4621	ECRHATE1304866								
	70" (1778)	24" (610)	4427	4480	4685	ECRHATE1304872								

### 4 Adjustability - Single Stage Extended Electrical Corner Table - Left Hand

Dimensions				List Price			Catalog Number
Depth	Width 1	Width 2	Front Width	Laminate Grade 1	Laminate Grade 2	Laminate Grade 3	
23 3/8" (594)	58" (1473)	40" (1016)	24" (610)	\$4066	\$4107	\$4262	ECLHATE1604224
	64" (1626)	24" (610)	4226	4279	4484	ECLHATE1664224	
	70" (1778)	24" (610)	4288	4341	4546	ECLHATE1724224	
23 3/8" (594)	58" (1473)	46" (1168)	32 1/2" (826)	\$4131	\$4172	\$4327	ECLHATE1604824
	64" (1626)	32 1/2" (826)	4288	4341	4546	ECLHATE1664824	
	70" (1778)	32 1/2" (826)	4351	4404	4609	ECLHATE1724824	
29 3/8" (746)	58" (1473)	40" (1016)	15 1/2" (394)	\$4142	\$4183	\$4338	ECLHATE1604230
	64" (1626)	15 1/2" (394)	4301	4354	4559	ECLHATE1664230	
	70" (1778)	15 1/2" (394)	4363	4416	4621	ECLHATE1724230	
29 3/8" (746)	58" (1473)	46" (1168)	24" (610)	\$4206	\$4247	\$4402	ECLHATE1604830
	64" (1626)	24" (610)	4363	4416	4621	ECLHATE1664830	
	70" (1778)	24" (610)	4427	4480	4685	ECLHATE1724830	

Build your complete Part Number here: \_\_\_\_\_

Sample Part Number:

ECRHATE1244260	.S	.GY	.GB	.SCP	.JA3	.K	.WR
----------------	----	-----	-----	------	------	----	-----

Total Cost \$4092 =

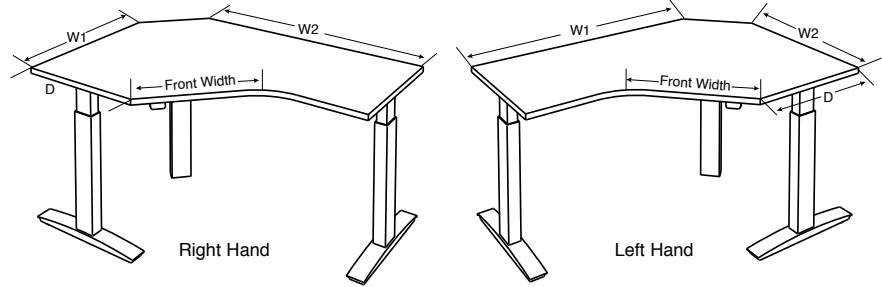
\$4066	+	N/C	+	\$26	+	N/C	+	N/C	+	N/C	+	N/C	+	N/C
--------	---	-----	---	------	---	-----	---	-----	---	-----	---	-----	---	-----

## 4 Adjustability – Single and Dual Stage Extended Electrical Corner Table

Extended Corner tables can be used in a freestanding or panel application. Tops are sized to provide a gap between the Adjustable Table and adjoining work surfaces, to ensure free movement and to avoid pinch points. Electric Extended Corner Table bases offer height adjustment ranges of 26" to 44 3/4" for the Single Stage and 21" to 47" for the Dual Stage. For total surface height dimension, add a nominal 1 1/4" thickness of the HPL top. The grommet option will provide two grommets for cord management. Electric

Extended Corner Tables feature an optional control pad with digital readout, which can store up to 4 pre-set heights. When not in use, the control pad stores under the table. The functional inner leg

that raises and lowers the table is not available in textured or premium trim finishes. If textured or premium trim finish is specified, the inner leg will match the standard smooth trim color.



## 4 Adjustability - Dual Stage Extended Electrical Corner Table - Right Hand

Dimensions				List Price			Catalog Number	Front Option	Grommet	Grommet Color	Control Pad	Top Color	Base Color	Edge Color
Depth	Width 1	Width 2	Front Width	Laminate Grade 1	Laminate Grade 2	Laminate Grade 3								
23 3/8" (594)	40" (1016)	58" (1473)	24" (610)	\$5076	\$5117	\$5272	ECRHATE2244260	S No Cost Straight	GN No Cost No Grommet	GB Black	SCP No Cost Standard	High-Pressure Laminate Color (See Surface Materials Page 8)	Standard Finish No Cost	See Surface Materials Page 7
		64" (1626)	24" (610)	5234	5287	5492	ECRHATE2244266							
		70" (1778)	24" (610)	5296	5349	5554	ECRHATE2244272							
23 3/8" (594)	46" (1168)	58" (1473)	32 1/2" (826)	\$5140	\$5181	\$5336	ECRHATE2244860	C + \$39 Curved	GY + \$26 Two Grommets	GS Silver	PKP + \$139 Programmable	Premium Finish +\$38	See Surface Materials Page 7	
		64" (1626)	32 1/2" (826)	5296	5349	5554	ECRHATE2244866							
		70" (1778)	32 1/2" (826)	5361	5414	5619	ECRHATE2244872							
29 3/8" (746)	40" (1016)	58" (1473)	15 1/2" (394)	\$5152	\$5193	\$5348	ECRHATE2304260							
		64" (1626)	15 1/2" (394)	5310	5363	5568	ECRHATE2304266							
		70" (1778)	15 1/2" (394)	5373	5426	5631	ECRHATE2304272							
29 3/8" (746)	46" (1168)	58" (1473)	24" (610)	\$5216	\$5257	\$5412	ECRHATE2304860							
		64" (1626)	24" (610)	5373	5426	5631	ECRHATE2304866							
		70" (1778)	24" (610)	5436	5489	5694	ECRHATE2304872							

## 4 Adjustability - Dual Stage Extended Electrical Corner Table - Left Hand

Dimensions				List Price			Catalog Number
Depth	Width 1	Width 2	Front Width	Laminate Grade 1	Laminate Grade 2	Laminate Grade 3	
23 3/8" (594)	58" (1473)	40" (1016)	24" (610)	\$5076	\$5117	\$5272	ECLHATE2604224
			24" (610)	5234	5287	5492	ECLHATE2664224
			24" (610)	5296	5349	5554	ECLHATE2724224
23 3/8" (594)	58" (1473)	46" (1168)	32 1/2" (826)	\$5140	\$5181	\$5336	ECLHATE2604824
			32 1/2" (826)	5296	5349	5554	ECLHATE2664824
			32 1/2" (826)	5361	5414	5619	ECLHATE2724824
29 3/8" (746)	58" (1473)	40" (1016)	15 1/2" (394)	\$5152	\$5193	\$5348	ECLHATE2604230
			15 1/2" (394)	5310	5363	5568	ECLHATE2664230
			15 1/2" (394)	5373	5426	5631	ECLHATE2724230
29 3/8" (746)	58" (1473)	46" (1168)	24" (610)	\$5216	\$5257	\$5412	ECLHATE2604830
			24" (610)	5373	5426	5631	ECLHATE2664830
			24" (610)	5436	5489	5694	ECLHATE2724830

Build your complete Part Number here:

Sample Part Number:

ECRHATE2244260	.S	.GY	.GB	.SCP	.JA3	.K	.WR
----------------	----	-----	-----	------	------	----	-----


Total Cost \$5102 =

\$5076	+	N/C	+	\$26	+	N/C	+	N/C	+	N/C	+	N/C	+	N/C	+	N/C
--------	---	-----	---	------	---	-----	---	-----	---	-----	---	-----	---	-----	---	-----

Overview & Order Information  
Statement of Line  
Surface Materials  
Training Tables  
Height Adjustable Tables & Screens  
Collaborative, Café & Occasional Tables  
Conference Tables  
Conference & Training Room Components  
Terms, Policies & Index

### Collapsible Height Adjustable Table Wire Manager

This vertical wire manager is constructed of durable plastic and flexes to accommodate the full range of a height adjustable table. It attaches to the underside of the table and has a weighted base to hold it in place on the ground. There are magnets that hold the links tight to the column of the table to assure everything is held in place. Available in 3 colors, Black, DesignerWhite and Platinum.



### 4 Adjustability Table

Choices 4 Adjustability Table bases are available to purchase for retrofit installation with existing table tops. The height adjustment ranges from 26"-44 1/4", plus a nominal 1 1/4" thickness of the top. Bases ship ready to install.

Do not operate the adjustability function of a base if the combined load limit is exceeded, as specified in the table below. This load limit includes the weight of the table top plus the weight of any items it supports (e.g., desktop computer, printer etc.).

When attaching the base to a table top not supplied by Trendway, the customer is responsible for selecting the proper sized table base for the intended table top, and for following the installation instructions provided. Correct top sizes are specified for each base size in the table below. Trendway will not be held responsible for improperly sized or installed table/base applications.

### Collapsible Height Adjustable Table Wire Manager

Dimensions Height	List Price	Catalog Number	Color
53" (1346)	\$229	CVWMHAT	<b>BK</b> Black  <b>DW</b> Designer White  <b>PA</b> Platinum

### 4 Adjustability Crank Table Base

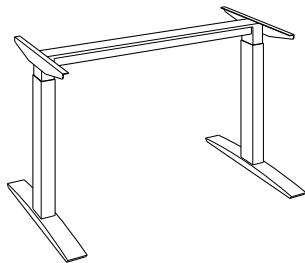


Table Top Size	Maximum Load Limit	List Price	Catalog Number	Base Color
24x36	126	\$1773	SICHATBASEC2436	<b>Standard Finish No Cost</b>  <b>Premium Finish +\$38</b>  See Surface Materials Page 7
24x42	131	1778	SICHATBASEC2442	
24x48	135	1783	SICHATBASEC2448	
24x54	140	1791	SICHATBASEC2454	
24x60	144	1800	SICHATBASEC2460	
24x66	149	1810	SICHATBASEC2466	
24x72	153	1843	SICHATBASEC2472	
30x36	133	\$1854	SICHATBASEC3036	
30x42	138	1861	SICHATBASEC3042	
30x48	144	1867	SICHATBASEC3048	
30x54	149	1873	SICHATBASEC3054	
30x60	155	1881	SICHATBASEC3060	
30x66	160	1884	SICHATBASEC3066	
30x72	166	1932	SICHATBASEC3072	
36x60	166	\$1890	SICHATBASEC3660	
36x66	173	1920	SICHATBASEC3666	
36x72	179	1982	SICHATBASEC3672	

Build your complete Part Number here:

----- --

Sample Part Number:

SICHATBASEC2436	.Y
-----	--

Total Cost \$1773 =

\$1773	+	N/C
--------	---	-----

## 4 Adjustability Table

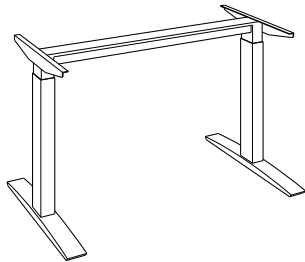
4 Adjustability Table bases are available to purchase for retrofit installation with existing table tops.

The height adjustment ranges from 26"- 44<sup>3/4</sup>" for the single stage base and 21"-47" for the dual stage base, plus a nominal 1<sup>1/4</sup>" thickness of the top. Bases ship ready to install.

Do not operate the adjustability function of a base if the combined load limit is exceeded, as specified in the table below. This load limit includes the

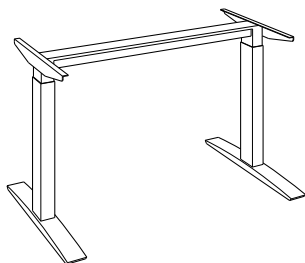
weight of the table top plus the weight of any items it supports (e.g., desktop computer, printer etc.).

When attaching the base to a table top not supplied by Trendway, the customer is responsible for selecting the proper sized table base for the intended table top, and for following the installation instructions provided. Correct top sizes are specified for each base size in the table below. Trendway will not be held responsible for improperly sized or installed table/base applications.



### 4 Adjustability Single Stage Electric Table Base

Table Top Size	Maximum Load Limit	List Price	Catalog Number	Control Pad	Base Color		
24x36	126	\$2633	SICHATBASEE12436	SCP No Cost Standard	Standard Finish No Cost		
24x42	131	2640	SICHATBASEE12442				
24x48	135	2645	SICHATBASEE12448				
24x54	140	2654	SICHATBASEE12454				
24x60	144	2663	SICHATBASEE12460				
24x66	149	2669	SICHATBASEE12466				
24x72	153	2715	SICHATBASEE12472				
30x36	133	\$2726	SICHATBASEE13036			PKP +\$139 Program- mable	Premium Finish +\$38  See Surface Materials Page 7
30x42	138	2729	SICHATBASEE13042				
30x48	144	2731	SICHATBASEE13048				
30x54	149	2734	SICHATBASEE13054				
30x60	155	2742	SICHATBASEE13060				
30x66	160	2744	SICHATBASEE13066				
30x72	166	2792	SICHATBASEE13072				
36x60	166	\$2752	SICHATBASEE13660				
36x66	173	2780	SICHATBASEE13666				
36x72	179	2842	SICHATBASEE13672				



### 4 Adjustability Dual Stage Electric Table Base

Table Top Size	Maximum Load Limit	List Price	Catalog Number
24x36	126	\$3296	SICHATBASEE22436
24x42	131	3302	SICHATBASEE22442
24x48	135	3306	SICHATBASEE22448
24x54	140	3317	SICHATBASEE22454
24x60	144	3327	SICHATBASEE22460
24x66	149	3334	SICHATBASEE22466
24x72	153	3366	SICHATBASEE22472
30x36	133	\$3389	SICHATBASEE23036
30x42	138	3391	SICHATBASEE23042
30x48	144	3394	SICHATBASEE23048
30x54	149	3397	SICHATBASEE23054
30x60	155	3403	SICHATBASEE23060
30x66	160	3405	SICHATBASEE23066
30x72	166	3455	SICHATBASEE23072
36x60	166	\$3414	SICHATBASEE23660
36x66	173	3444	SICHATBASEE23666
36x72	179	3504	SICHATBASEE23672

Build your complete Part Number here:

Sample Part Number:

Total Cost \$3296 =

SICHATBASEE22436	.SCP	.Y
------------------	------	----

\$3296	+	N/C	+	N/C
--------	---	-----	---	-----



Continued

Overview & Order Information

Statement of Line

Surface Materials

Training Tables

Height Adjustable Tables & Screens

Collaborative, Café & Occasional Tables

Conference Tables

Conference & Training Room Components

Terms, Policies & Index

**4 Adjustability - Crank Extended Corner Table Base**

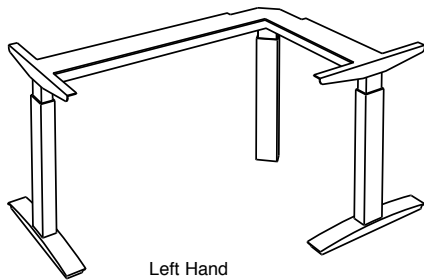
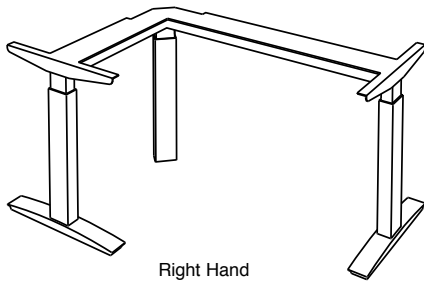


Table Top Size	Maximum Load Limit	List Price	Catalog Number	Base Color
24x42x60	300lbs	\$2335	SICECHBC244260	<b>Standard Finish No Cost</b>
24x42x66	300lbs	2467	SICECHBC244266	
24x42x72	300lbs	2509	SICECHBC244272	
24x48x60	300lbs	2398	SICECHBC244860	
24x48x66	300lbs	2530	SICECHBC244866	
24x48x72	300lbs	2566	SICECHBC244872	
30x42x60	300lbs	\$2380	SICECHBC304260	<b>Premium Finish +\$38</b>
30x42x66	300lbs	2509	SICECHBC304266	
30x42x72	300lbs	2533	SICECHBC304272	
30x48x60	300lbs	2443	SICECHBC304860	
30x48x66	300lbs	2570	SICECHBC304866	
30x48x72	300lbs	2591	SICECHBC304872	

See Surface Materials Page 7

Build your complete Part Number here:

-----

Sample Part Number:

SICECHBC244260	.Y
-----	-

Total Cost \$2335 =

\$2335	+	N/C
--------	---	-----

## 4 Adjustability Table

4 Adjustability Table bases are available to purchase for retrofit installation with existing table tops. The height adjustment ranges from 26"- 44<sup>3</sup>/<sub>4</sub>" for the single stage base and 21"-47" for the dual stage base, plus a nominal 1<sup>1</sup>/<sub>4</sub>" thickness of the top. Bases ship ready to install.

Do not operate the adjustability function of a base if the combined load limit is

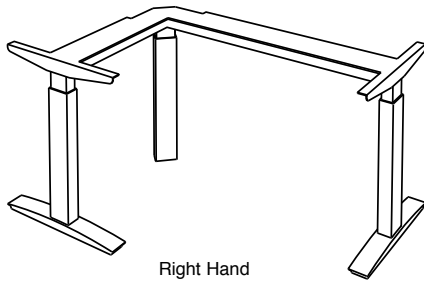
exceeded, as specified in the table below. This load limit includes the weight of the table top plus the weight of any items it supports (e.g., desktop computer, printer etc.).

When attaching the base to a table top not supplied by Trendway, the customer is responsible for selecting the proper sized table base for the intended table top, and for following

the installation instructions provided. Correct top sizes are specified for each base size in the table below. Trendway will not be held responsible for improperly sized or installed table/base applications.

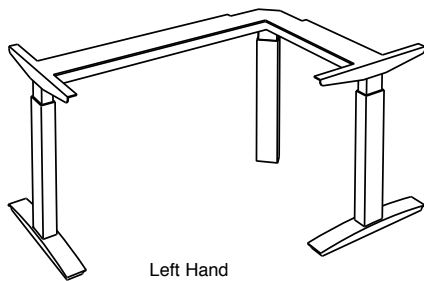
### 4 Adjustability - Single Stage Extended Electric Corner Table Base

Table Top Size	Maximum Load Limit	List Price	Catalog Number	Control Pad	Base Color
24x42x60	300lbs	\$3658	SICECHBE1244260	SCP No Cost Standard	Standard Finish No Cost
24x42x66	300lbs	3790	SICECHBE1244266		
24x42x72	300lbs	3833	SICECHBE1244272		
24x48x60	300lbs	3722	SICECHBE1244860		
24x48x66	300lbs	3854	SICECHBE1244866		
24x48x72	300lbs	3890	SICECHBE1244872		
30x42x60	300lbs	\$3704	SICECHBE1304260	PKP +\$139 Program- mable	Premium Finish +\$38  See Surface Materials Page 7
30x42x66	300lbs	3833	SICECHBE1304266		
30x42x72	300lbs	3857	SICECHBE1304272		
30x48x60	300lbs	3766	SICECHBE1304860		
30x48x66	300lbs	3895	SICECHBE1304866		
30x48x72	300lbs	3916	SICECHBE1304872		



### 4 Adjustability- Dual Stage Extended Electric Corner Table Base

Table Top Size	Maximum Load Limit	List Price	Catalog Number
24x42x60	300lbs	\$4717	SICECHBE2244260
24x42x66	300lbs	4851	SICECHBE2244266
24x42x72	300lbs	4892	SICECHBE2244272
24x48x60	300lbs	4781	SICECHBE2244860
24x48x66	300lbs	4914	SICECHBE2244866
24x48x72	300lbs	4950	SICECHBE2244872
30x42x60	300lbs	\$4765	SICECHBE2304260
30x42x66	300lbs	4892	SICECHBE2304266
30x42x72	300lbs	4918	SICECHBE2304272
30x48x60	300lbs	4826	SICECHBE2304860
30x48x66	300lbs	4953	SICECHBE2304866
30x48x72	300lbs	4975	SICECHBE2304872



Build your complete Part Number here:

Sample Part Number:

Total Cost \$3658 =

-----	---	---
SICECHBE1244260	.SCP	.Y
\$3658	+ N/C	+ N/C

Overview & Order Information  
Statement of Line  
Surface Materials  
Training Tables  
Height Adjustable Tables & Screens  
Collaborative, Café & Occasional Tables  
Conference Tables  
Conference & Training Room Components  
Terms, Policies & Index

## Post Mount Single Screen

The Post Mount Single Screen can be mounted with screws to any laminate work surface, desk or table top to provide a division. Included with the Screen are two posts, one acrylic screen, and the necessary mounting hardware.

Note: The No Gap option will have a 3/4" gap to allow for cord pass through.

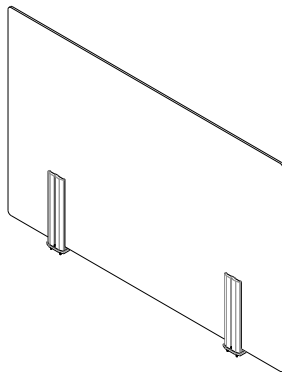
Note: The actual width of the acrylic screen is 3 3/8" shorter than nominal.

Access Slot Width Opening	
Width	Access Slot Opening
24"	10.125"
30"	16.125"
36"	22.125"
42"	20.125"
48"	26.125"
54"	32.125"
60"	30.125"
66"	36.125"
72"	42.125"

## Single Acrylic Screen - Post Style Bracket- Screw Mount

Dimensions		List Price		Catalog Number	Work Surface Gapping	Insert Material	Trim Color
Width	Height	Clear Plexi 01	Frosted Plexi E3A				
24" (610)	24" (610)	\$ 462	\$ 501	SCNSMPS2424	NP No Gap  4A 4" Access Slot along back	01 Clear Plexi  E3A Frosted Plexi	Standard Finish No Cost  Premium Finishes +\$13
30" (762)							
36" (914)							
42" (1067)							
48" (1219)							
54" (1372)							
60" (1524)							
66" (1676)							
72" (1829)							
24" (610)	30" (762)	462	543	SCNSMPS2430			
30" (762)							
36" (914)							
42" (1067)							
48" (1219)							
54" (1372)							
60" (1524)							
66" (1676)							
72" (1829)							
24" (610)	36" (914)	548	627	SCNSMPS2436			
30" (762)							
36" (914)							
42" (1067)							
48" (1219)							
54" (1372)							
60" (1524)							
66" (1676)							
72" (1829)							

Build your complete Part Number here:



Sample Part Number:

SCNSMPS2424	.4A	.01	.K
-------------	-----	-----	----

Total Cost \$462 =

\$462	+	N/A	+	N/A	+	N/A
-------	---	-----	---	-----	---	-----

## Single Acrylic Screen - Freestanding Plate

The Freestanding Acrylic Screen can be placed on any work surface or table to provide a division. Included with the screen is either 2 or 4 Gray Brackets depending on the width of the screen. The brackets come with two types of foam pads for the underside of the bracket plates based on installation needs. One pad helps to prevent the screen from skidding on the worksurface, and the other pad uses double-sided tape for more of a secure attachment.

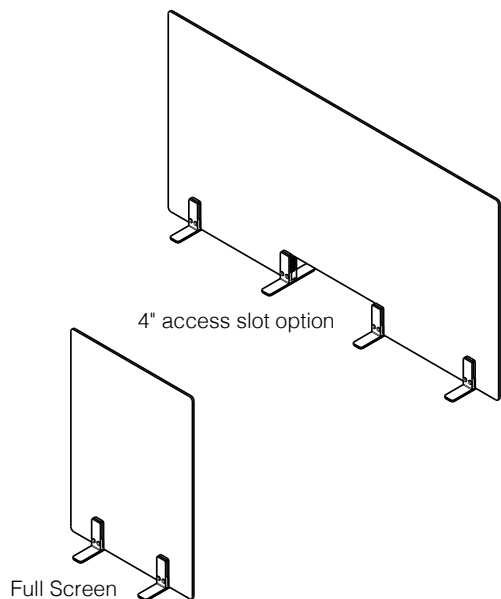
Note: The actual width of the acrylic screen is 3 3/8" shorter than nominal.

Note: Screens 24-54" in width will have 2 brackets and Screens 60-72" in width will have 4 brackets.

Access Slot Width Opening	
Width	Access Slot Opening
24"	9.5"
30"	15.5"
36"	21.5"
42"	23.5"
48"	29.5"
54"	35.5"
60"	14.187"
66"	16.187"
72"	18.187"

## Single Acrylic Screen - Freestanding Plate

Dimensions		List Price		Catalog Number	Work Surface Gapping	Insert Material
Width	Height	Clear Plexi 01	Frosted Plexi E3A			
24" (610)	24" (610)	\$ 363	\$ 425	SCNAFS2424	NP No Gap  4A 4" Access Slot along back	01 Clear Plexi  E3A Frosted Plexi
30" (762)		383	461	SCNAFS3024		
36" (914)		404	497	SCNAFS3624		
42" (1067)		425	533	SCNAFS4224		
48" (1219)		447	571	SCNAFS4824		
54" (1372)		478	617	SCNAFS5424		
60" (1524)		555	711	SCNAFS6024		
66" (1676)		576	747	SCNAFS6624		
72" (1829)	598	785	SCNAFS7224			
24" (610)	30" (762)	383	461	SCNAFS2430		
30" (762)		410	506	SCNAFS3030		
36" (914)		436	552	SCNAFS3630		
42" (1067)		463	599	SCNAFS4230		
48" (1219)		489	645	SCNAFS4830		
54" (1372)		525	699	SCNAFS5430		
60" (1524)		608	803	SCNAFS6030		
66" (1676)		634	848	SCNAFS6630		
72" (1829)	661	895	SCNAFS7230			
<b>Build your complete Part Number here:</b>				-----	---	---



Sample Part Number:

Total Cost \$ =

SCNAFS2424	.4A	.01
\$	+	N/A
		+
		N/A

## Single Acrylic Screen - Edge Mount Bracket

The Edge Mount Bracket uses clamps to attach to the back edge of a work surface. It is compatible with work surfaces up to 1 1/3" thick. The screen sits slightly offset from the back edge, creating a 3/4" gap to facilitate power/data cable management and other accessories. The final installed height of the

screen is measured from the desktop to the top of the screen. The screen width is 3/8" shorter than nominal. All necessary mounting hardware is included.

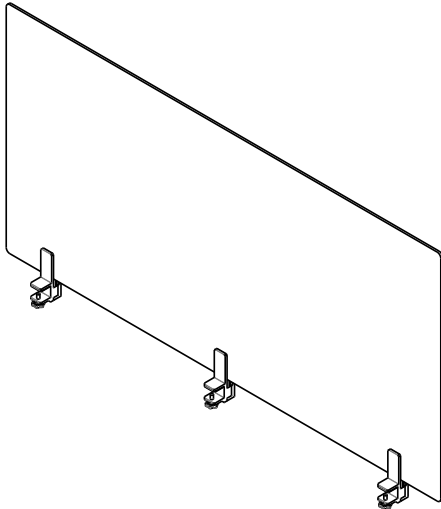
Note: Screens 24"-54" wide will ship with 2 brackets. Screens 60" and wider will ship with 3 brackets.

### Single Acrylic Screen - Edge Mount Bracket

Dimensions		List Price		Catalog Number	Insert Material	Bracket Color	
Width	Height	Clear Plexi 01	Frosted Plexi E3A				
24" (610)	24" (610)	\$ 338	\$ 400	SCNBECMS2424	No Cost 01 Clear Plexi	G Gray	
30" (762)		359	438	SCNBECMS3024			
36" (914)		381	475	SCNBECMS3624			
42" (1067)		402	513	SCNBECMS4224			
48" (1219)		424	550	SCNBECMS4824		E3A Frosted Plexi	K Charcoal
54" (1372)		456	599	SCNBECMS5424			
60" (1524)		500	658	SCNBECMS6024			
66" (1676)		521	695	SCNBECMS6624			
72" (1829)	543	733	SCNBECMS7224	E3A Frosted Plexi	DW Designer White		
24" (610)	30" (762)	\$ 359	\$ 438			SCNBECMS2430	
30" (762)		387	486			SCNBECMS3030	
36" (914)		413	531			SCNBECMS3630	
42" (1067)		441	579			SCNBECMS4230	
48" (1219)		467	626			SCNBECMS4830	
54" (1372)		504	682			SCNBECMS5430	
60" (1524)		554	752			SCNBECMS6030	
66" (1676)		580	798	SCNBECMS6630			
72" (1829)		607	846	SCNBECMS7230			

Build your complete Part Number here:

-----	---	---
-------	-----	-----



Sample Part Number:

SCNBECMS2424	.01	.G
--------------	-----	----

Total Cost \$ =

\$	+	N/A	+	N/A
----	---	-----	---	-----

## Single Acrylic Screen - Top Mount Bracket

The Top Mount Bracket uses clamps to attach to the top of the work surface. It is compatible with work surfaces up to 1 1/3" thick. The screen sits on the work surface creating a 1 3/4" gap between the work surface and the bottom of the screen. The final installed height of the screen is measured from the desktop to the top of the screen. The screen width is 3/8" shorter than nominal. All necessary mounting hardware is included.

Note: Screens 24"-54" wide will ship with 2 brackets. Screens 60" and wider will ship with 3 brackets.

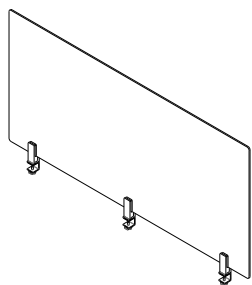
### Corner Connector Kit

The Corner Connector Kit attaches Edge Mount Screens to Top Mount Screens at the intersecting corners. This creates 'L' and 'U' shape configurations connected as one unit. The SCNCCK Kit provides 2 brackets to create one corner connection for an 'L' Shape. The SCNCCK2 Kit

provides 4 brackets to accommodate 2 corner connections for a 'U' Shape.

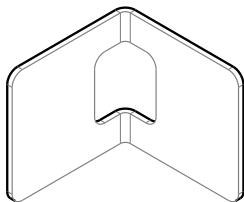
Note: these are the same corner brackets used with the Post Style and Low Profile Bracket Screens, and can be utilized as service parts for these screens if needed.

## Single Acrylic Screen - Top Mount Bracket



Dimensions		List Price		Catalog Number	Insert Material	Bracket Color	
Width	Height	Clear Plexi 01	Frosted Plexi E3A				
24" (610)	24" (610)	\$ 338	\$ 400	SCNDTCMS2424	No Cost 01 Clear Plexi	G Gray	
30" (762)		359	438	SCNDTCMS3024			
36" (914)		381	475	SCNDTCMS3624			
42" (1067)		402	513	SCNDTCMS4224			
48" (1219)		424	550	SCNDTCMS4824		E3A Frosted Plexi	K Charcoal
54" (1372)		456	599	SCNDTCMS5424			
60" (1524)		500	658	SCNDTCMS6024			
66" (1676)		521	695	SCNDTCMS6624			
72" (1829)	543	733	SCNDTCMS7224	DW Designer White			
24" (610)	30" (762)	\$ 359	\$ 438		SCNDTCMS2430		
30" (762)		387	486		SCNDTCMS3030		
36" (914)		413	531		SCNDTCMS3630		
42" (1067)		441	579		SCNDTCMS4230		
48" (1219)		467	626		SCNDTCMS4830		
54" (1372)		504	682		SCNDTCMS5430		
60" (1524)		554	752		SCNDTCMS6030		
66" (1676)		580	798	SCNDTCMS6630			
72" (1829)	607	846	SCNDTCMS7230				
<b>Build your complete Part Number here:</b>				_____	___	___	

## Corner Connector Kit



	List Price	Catalog Number	Trim Color
2 Brackets to Connect 1 Corner	\$ 55	SCNCCK	Standard Finish No Cost
4 Brackets to Connect 2 Corners	\$ 88	SCNCCK2	Premium Finishes \$13

**Note:** For the Clamp Mount Screens specify Gray, Charcoal or Designer White to match the bracket color.

Sample Part Number:

SCNDTCMS2424	.01	.G
--------------	-----	----

Total Cost \$338 =

\$338	+	N/A	+	N/A
-------	---	-----	---	-----

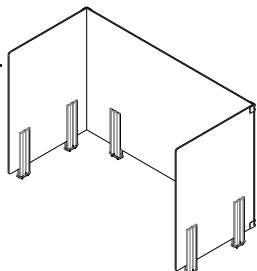
**Post Mount Screen - U Configuration**  
The Post Mount Screen U Configuration can be mounted with screws or adhesive to any laminate work surface, desk or table top to provide a division. Included with the screen are six posts, three acrylic screens, and the necessary mounting hardware.

Note: The No Gap option will have a 3/4" gap to allow for cord pass through.  
Note: The minimum overall width of a desk needed to house a screen is 2.25" less than nominal. The minimum overall depth needed to house the screen is 2.5" less than the nominal depth.

Access Slot Width Opening	
Width	Access Slot Opening
24"	10.125"
30"	16.125"
36"	22.125"
42"	20.125"
48"	26.125"
54"	32.125"
60"	30.125"
66"	36.125"
72"	42.125"

## Post Mount Screen - U Configuration

Width	Dimensions		List Price		Catalog Number	Work Surface Gapping	Insert Material	Trim Color
	Depth	Height	Clear Plexi 01	Frosted Plexi E3A				
36" (914)	24" (610)	24" (610)	\$ 1408	\$ 1567	SCNSMPU362424	NP No Gap  2B 2" Gap  4A 4" Access Slot along back	01 Clear Plexi  E3A Frosted Plexi	Standard Finish No Cost  Premium Finishes +\$13
42" (1067)			1413	1572	SCNSMPU422424			
48" (1219)			1419	1578	SCNSMPU482424			
54" (1372)			1435	1846	SCNSMPU542424			
60" (1524)			1446	1853	SCNSMPU602424			
66" (1676)			1611	1858	SCNSMPU662424			
72" (1829)			1622	1864	SCNSMPU722424			
36" (914)	30" (762)	24" (610)	1408	1650	SCNSMPU363024			
42" (1067)			1413	1655	SCNSMPU423024			
48" (1219)			1419	1661	SCNSMPU483024			
54" (1372)			1435	1930	SCNSMPU543024			
60" (1524)			1446	1935	SCNSMPU603024			
66" (1676)			1611	1941	SCNSMPU663024			
72" (1829)			1622	1946	SCNSMPU723024			
36" (914)	24" (610)	30" (762)	1408	1738	SCNSMPU362430			
42" (1067)			1413	1743	SCNSMPU422430			
48" (1219)			1419	1749	SCNSMPU482430			
54" (1372)			1493	2435	SCNSMPU542430			
60" (1524)			1507	2442	SCNSMPU602430			
66" (1676)			1611	2447	SCNSMPU662430			
72" (1829)			1622	2452	SCNSMPU722430			
36" (914)	30" (762)	30" (762)	1465	2073	SCNSMPU363030			
42" (1067)			1474	2079	SCNSMPU423030			
48" (1219)			1485	2084	SCNSMPU483030			
54" (1372)			1553	2777	SCNSMPU543030			
60" (1524)			1567	2782	SCNSMPU603030			
66" (1676)			1669	2787	SCNSMPU663030			
72" (1829)			1683	2794	SCNSMPU723030			
36" (914)	24" (610)	36" (914)	1757	2070	SCNSMPU362436			
42" (1067)			1765	2078	SCNSMPU422436			
48" (1219)			1771	2084	SCNSMPU482436			
54" (1372)			1784	2606	SCNSMPU542436			
60" (1524)			1798	2612	SCNSMPU602436			
66" (1676)			2131	2617	SCNSMPU662436			
72" (1829)			2145	2623	SCNSMPU722436			
36" (914)	30" (762)	36" (914)	1757	2239	SCNSMPU363036			
42" (1067)			1765	2243	SCNSMPU423036			
48" (1219)			1771	2249	SCNSMPU483036			
54" (1372)			1784	2777	SCNSMPU543036			
60" (1524)			1798	2782	SCNSMPU603036			
66" (1676)			2131	2787	SCNSMPU663036			
72" (1829)			2145	2794	SCNSMPU723036			



Build your complete Part Number here:

Sample Part Number:

Total Cost \$1408 =

-----	---	---	--
SCNSMPU362424	.NP	.01	.K
\$1408	+	N/A	+
		N/A	+
			N/A

## Low Profile Bracket Screen - U Configuration

The Low Profile Bracket Screen - U Configuration can be mounted with adhesive to any laminate work surface, desk or table top to provide a division. Included with the screen are six brackets, three acrylic screens, and the necessary mounting hardware.

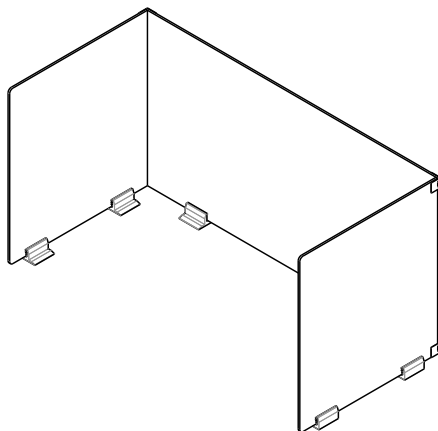
Note: The No Gap option will have a .6" gap to allow for cord pass through.

Note: The minimum overall width of a desk needed to house a screen is 2.25" less than nominal. The minimum overall depth needed to house the screen is 2.125" less than the nominal depth.

Access Slot Width Opening	
Width	Access Slot Opening
36"	18.875"
42"	16.875"
48"	22.875"
54"	28.875"
60"	26.875"
66"	32.875"
72"	38.875"

## Low Profile Bracket Screen - U Configuration

Dimensions			List Price		Catalog Number	Work Surface Gapping	Insert Material	Trim Color
Width	Depth	Height	Clear Plexi 01	Frosted Plexi E3A				
36" (914)	24" (610)	24" (610)	\$ 852	\$ 1011	SCNTDMU362424	NP No Gap  4A 4" Access Slot along back screen	01 Clear Plexi  E3A Frosted Plexi	Standard Finish No Cost  Premium Finishes +\$13
42" (1067)			858	1017	SCNTDMU422424			
48" (1219)			863	1022	SCNTDMU482424			
54" (1372)			881	1292	SCNTDMU542424			
60" (1524)			891	1298	SCNTDMU602424			
66" (1676)			1056	1303	SCNTDMU662424			
72" (1829)			1067	1309	SCNTDMU722424			
36" (914)	30" (762)	24" (610)	852	1094	SCNTDMU363024			
42" (1067)			858	1100	SCNTDMU423024			
48" (1219)			863	1105	SCNTDMU483024			
54" (1372)			881	1376	SCNTDMU543024			
60" (1524)			891	1380	SCNTDMU603024			
66" (1676)			1056	1386	SCNTDMU663024			
72" (1829)			1067	1391	SCNTDMU723024			
36" (914)	24" (610)	30" (762)	852	1182	SCNTDMU362430			
42" (1067)			858	1188	SCNTDMU422430			
48" (1219)			863	1193	SCNTDMU482430			
54" (1372)			939	1880	SCNTDMU542430			
60" (1524)			951	1886	SCNTDMU602430			
66" (1676)			1056	1892	SCNTDMU662430			
72" (1829)			1067	1897	SCNTDMU722430			
36" (914)	30" (762)	30" (762)	910	1517	SCNTDMU363030			
42" (1067)			918	1523	SCNTDMU423030			
48" (1219)			924	1529	SCNTDMU483030			
54" (1372)			997	2221	SCNTDMU543030			
60" (1524)			1006	2227	SCNTDMU603030			
66" (1676)			1113	2232	SCNTDMU663030			
72" (1829)			1127	2238	SCNTDMU723030			



Build your complete Part Number here:

-----	---	---	--
-------	-----	-----	----

Sample Part Number:

SCNTDMU362424	.NP	.01	.K
---------------	-----	-----	----

Total Cost \$852 =

\$852	+	N/A	+	N/A	+	N/A
-------	---	-----	---	-----	---	-----



## Back Edge Mount Screens

Back Edge Mount Screens assemble to the back of a Height Adjustable Table Top with a 1" gap. The gap allows for power cords to pass between them.

**All necessary mounting hardware is included.**

## When Specifying Screens for:

### Rejuve and Levado Height Adjustable Tables

They attach to the back edge using hardware provided. Screens must be selected at the proper size for successful installation. Note that Height Adjustable Tables use nominal sizing and screens use actual sizing.

For tables that are specified as True to Size order a screen that is the same size as the width of the table. If the '1P' option is selected a screen 6" less in width must be specified.

## 4 Adjustability Table

Screens must be selected at the proper size for successful installation. Note that Height Adjustable Tables use nominal sizing and screens use actual sizing.

For all rectangular Tables, Screens must be specified 12" (actual size) shorter in width than the table to which they will attach.

Example: a 60" 4 Adjustability Table RHATE13060 will require a 48" Screen TRGBMS4813



## Back Edge Mount Screens

Dimensions Width      Height	List Price	Catalog Number	Insert Material	Trim Color
24" (610)	13" (330)	\$606	Plexiglass (01) <b>No Cost</b>	<b>Standard Finish No Cost</b>
30" (762)		661		
36" (914)		730		
42" (1067)		778		
48" (1219)		820		
54" (1372)		867		
60" (1524)		907		
66" (1676)	957	957		
24" (610)	19" (483)	\$654	30" - 48" <b>+ \$104</b> 54" - 66" <b>+ \$130</b>	<b>Premium Finish + \$13</b>  (See Surface Materials Page 7)
30" (762)		730		
36" (914)		790		
42" (1067)		848		
48" (1219)		889		
54" (1372)		951		
60" (1524)		1019		
66" (1676)	1093	1093	3-Form (E01-E03) 24" <b>+ \$158</b> 30" - 48" <b>+ \$421</b> 54" - 66" <b>+ \$524</b>	

Build your complete Part Number here:

-----	---	-
-------	-----	---

Sample Part Number:

TRGBMS2413	.E3A	.G
------------	------	----

Total Cost \$645 =

\$606	+	\$39	+	N/C
-------	---	------	---	-----

## Modesty

The Modesty mounts 2" from the back edge of a Height Adjustable Table Top. All necessary mounting hardware is included.

## Screen/Modesty Combination

The Screen/Modesty Combination mounts to the underside back edge of a Height Adjustable Table Top. There is a 1" gap between the Screen/Modesty and the Top, allowing power cords to pass between them.

**All necessary mounting hardware is included.**

## When Specifying Screens for:

### Rejuve and Levado Height Adjustable Tables

They attach to the back edge using hardware provided. Modesty must be selected at the proper size for successful installation. Note that Height Adjustable Tables use nominal sizing and screens use actual sizing.

For tables that are specified as True to Size order a modesty that is the same size as the width of the table. If the '1P' option is selected a modesty 6" less in width must be specified.

## 4 Adjustability Table

Screens must be selected at the proper size for successful installation. Note that Height Adjustable Tables use nominal sizing and screens use actual sizing.

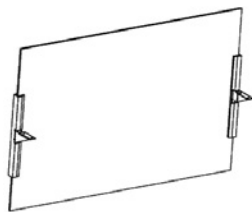
For all rectangular Tables, Screens must be specified 12" (actual size) shorter in width than the table to which they will attach.

Example: a 60" 4 Adjustability Table RHATE13060 will require a 48" Screen TRGBMS4813



## Modesty

Dimensions Width      Height	List Price	Catalog Number	Insert Material	Trim Color
24" (610)      14" (356)	\$536	<b>TRGMOD24</b>	Plexiglass (01, 02) <b>No Cost</b>	<b>Standard Finish No Cost</b>
30" (762)	578	<b>TRGMOD30</b>		
36" (914)	620	<b>TRGMOD36</b>		
42" (1067)	676	<b>TRGMOD42</b>	Frosted Plexiglass (E3A) 24"	<b>Premium Finish + \$13</b>
48" (1219)	744	<b>TRGMOD48</b>	+ \$39	
54" (1372)	799	<b>TRGMOD54</b>	30" - 60"	
60" (1524)	867	<b>TRGMOD60</b>	+ \$78	
66" (1676)	924	<b>TRGMOD66</b>	66" - 66"	(See Surface Materials Page 7)
			+ \$104	
			3-Form (E01-E03) 24"	
			+ \$158	
			30" - 60"	
			+ \$315	
			66"	
			+ \$421	



## Screen/Modesty Combination

Dimensions Width      Height	List Price	Catalog Number	Insert Material	Trim Color
24" (610)      28" (711)	\$ 716	<b>TRGBMSM2428</b>	Plexiglass (01, 02) <b>No Cost</b>	<b>Standard Finish No Cost</b>
30" (762)	812	<b>TRGBMSM3028</b>		
36" (914)	917	<b>TRGBMSM3628</b>		
42" (1067)	977	<b>TRGBMSM4228</b>	Frosted Plexiglass (E3A) 24"	<b>Premium Finish + \$13</b>
48" (1219)	1054	<b>TRGBMSM4828</b>	+ \$78	
54" (1372)	1081	<b>TRGBMSM5428</b>	30" - 60"	
60" (1524)	1141	<b>TRGBMSM6028</b>	+ \$196	
66" (1676)	1233	<b>TRGBMSM6628</b>	66" - 72"	(See Surface Materials Page 7)
			+ \$261	
			3-Form (E01-E03) 24"	
			+ \$315	
			30" - 60"	
			+ \$787	
			66"	
			+ \$917	

Build your complete Part Number here:

Sample Part Number:

Total Cost \$694 =

TRGMOD24	.E01	.G
----------	------	----

\$536	+	\$158	+	N/C
-------	---	-------	---	-----

Overview &  
Order Information

Statement  
of Line

Surface  
Materials

Desks &  
Work Surfaces

Screens &  
Modesties

Storage

Benching  
Electrical

Electrical

Accessories

Terms, Policies  
& Index

## Collaborative, Cafe & Occasional Tables

### Trumpet Base

<i>Collaborative</i> .....	96
<i>Café</i> .....	96
<i>Occasional</i> .....	96

### Standing Height

<i>Rectangle</i> .....	99
<i>Wedge</i> .....	100

### Choices

<i>Collaborative</i>	<i>Round</i> .....	103
	<i>Square</i> .....	105
<i>Café</i>	<i>Round</i> .....	107
	<i>Square</i> .....	108
<i>Base Only</i> .....		109

### Intrinsic

<i>Collaborative</i>	Standard Edge	
	<i>Round</i> .....	113
	<i>Square</i> .....	114
<i>Café</i>	Executive Edge	
	<i>Round</i> .....	115
	<i>Square</i> .....	116
<i>Occasional</i>	Standard Edge	
	<i>Round</i> .....	117
	<i>Square</i> .....	117
<i>Trig</i>	Executive Edge	
	<i>Round</i> .....	118
	<i>Square</i> .....	118
<i>Occasional</i>	<i>Standard Edge</i> .....	119
	<i>Executive Edge</i> .....	120

### Trig

<i>Collaborative</i>	<i>Square</i> .....	123
----------------------	---------------------	-----

### Tear Drop

<i>Occasional</i>	<i>Tear Drop</i> .....	129
-------------------	------------------------	-----

## Trumpet Base Collaborative, Café and Occasional Tables

Trumpet Base Table tops and bases are ordered separately. The vertical column diameter is 2.375" and the base diameter is 19.625". The Base

is available in three heights. Tops are available in a round or square shape.

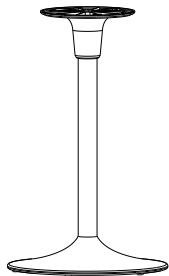
### Table Tops

Tables	Table Top Edge Detail	
	PVC	Knife Edge
High Pressure Laminate Top	X	
Thermofused Laminate Top	X	
Coated MDF Top		X

### Table Bases

Trumpet Base Heights*	
Occasional	23 1/4" (591)
Collaborative	27 3/4" (705)
Café	40 7/8" (1038)

\*Please note the overall height of the table is dependent on the thickness of the Top selected



### Seating Capacity

Trendway Tables allow the following suggested seating capacities:

	Table Size	Seating Capacity
Round	24 dia	2
	30 dia	2
Square	24x24	2
	30x30	2

### TABLE WEIGHT LIMITS

Tables with the recommended base/top size combination can support a maximum of 1.5 lb. for each inch of perimeter, evenly distributed.

### WARNING:

Failure to observe the recommended practices, such as loading beyond listed weight limits, will result in unsafe usage conditions and may result in bodily injury or failure of other components.

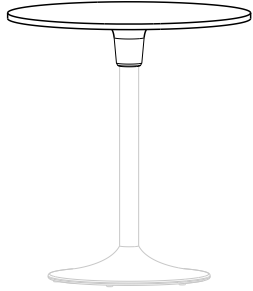
Any modification to Trendway product will change the criteria referenced above. Trendway will not honor the product warranty if modifications are made to the product or if the capacities referenced are exceeded.

## Collaborative Table Tops for use with Steel Trumpet Base

All Collaborative Table Tops are used with the Steel Trumpet Base. Table Tops will come with the appropriate hardware to affix the top to the base. Bases must be ordered separately.

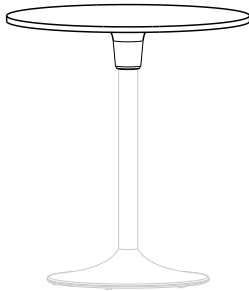
The Thermofused and High Pressure Laminate tops are 5/8" thick and finished with a 1mm vinyl edge. They are available in two diameters.

The Glass top is 3/8" thick tempered glass, available in Clear or Frost finish.



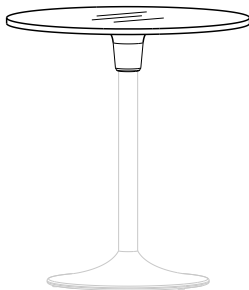
### High Pressure Laminate Round Table Top

Dimensions		List Price High Pressure Laminate Grades			Catalog Number	Top Color	Edge Color
Top Thickness	Diameter	1	2	3			
5/8" (16)	24" (610)	\$ 372	\$ 390	\$ 456	TOTT24HRD TOTT30HRD	High Pressure Laminate Color See Surface Materials See Page 8	See Surface Materials See Page 7
	30" (762)	402	420	486			



### Thermofused Round Table Top

Dimensions		List Price Thermofused Laminate Grades		Catalog Number	Top Color	Edge Color
Top Thickness	Diameter	1	2			
5/8" (16)	24" (610)	\$ 317	\$ 332	TOTT24TRD TOTT30TRD	High Pressure Laminate Color See Surface Materials See Page 8	See Surface Materials See Page 7
	30" (762)	348	363			



### Glass Round Table Top

Dimensions		List Price	Catalog Number	Glazing Option
Top Thickness	Diameter			
3/8" (10)	24" (610)	\$ 902	TOTT24GRD TOTT30GRD	<b>03</b> No Cost Tempered Glass-Clear  <b>05</b> Tempered Glass-Frosted 24" (610) + \$180 30" (762) + \$301
	30" (762)	1021		

Build your complete Part Number here:

Sample Part Number:

Total Cost \$902 =

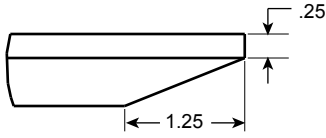
-----	--
TOTT24GRD -----	.03 --
\$902	+ N/C

Overview & Order Information  
Statement of Line  
Surface Materials  
Training Tables  
Height Adjustable Tables & Screens  
Collaborative, Café & Occasional Tables  
Conference Tables  
Conference & Training Room Components  
Terms, Policies & Index

### Table Tops continued

The Coated MDF top is 3/4" thick with a knife edge. They are available in 2 shapes, round and soft square.

### Knife Edge Detail



### Steel Trumpet Base for use with Collaborative Table Tops

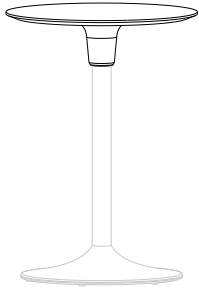
The Steel Trumpet base is designed to be used with Collaborative Table Tops.

The Trumpet Base is available in 3 heights, and comes with standard glides. The diameter of the base is 19.625" and of the column is 2.375". The base finish is satin chrome.

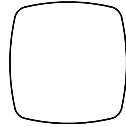
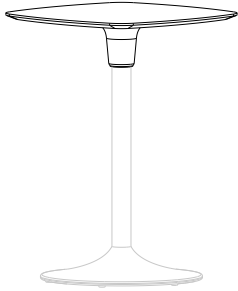
**Note:** The overall height of the table will vary depending on the table top style selected.

**Note:** The Steel Trumpet base assembles to the Table Top by means of a top support connector. This connector ships with the specified Top. If ordering the Trumpet base to support a non-glass top not supplied by Trendway, you must order the Wood Top Support from the Service Parts Catalog (customer-supplied glass tops can not be accommodated).

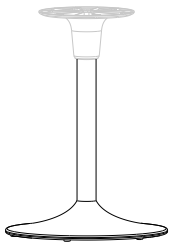
Coated MDF Round Table Top with Knife Edge				
Dimensions		List Price	Catalog Number	Top Color
Top Thickness	Diameter			
3/4" (19)	23 5/8" (600)	\$ 480	TOTT24KRD TOTT28KRD	DW Designer White
	27 1/2" (700)	581		



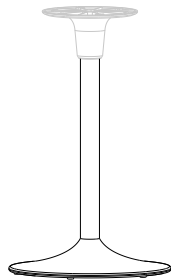
Coated MDF Soft Square Table Top with Knife Edge				
Dimensions		List Price	Catalog Number	Top Color
Top Thickness	Diameter			
3/4" (19)	23 5/8" (600)	\$ 360	TOTT24KSQ TOTT28KSQ	DW Designer White
	27 1/2" (700)	462		



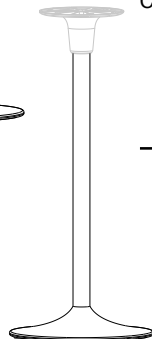
Steel Trumpet Base				
Style	Height	Column Diameter	List Price	Catalog Number
Coffee	23 1/4" (591)	2 3/8" (60)	\$ 630	TOTBCTH
Standard	27 3/4" (705)		661	TOTBSHH
Café	40 7/8" (1038)		690	TOTBCHH



Coffee



Standard



Café

Build your complete Part Number here:

Sample Part Number:

Total Cost \$480 =

-----	--
-------	----

TOTT24KRD	.VA
-----------	-----

\$480	+	N/C
-------	---	-----

## Standing Height Rectangle Table

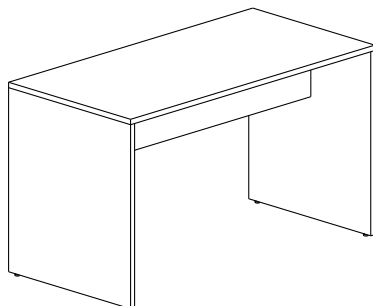
The Standing Height Rectangle Table has a 1-1/4" HPL top with a PVC banded edge. Standard features include a modesty, either half or full height, end panels and leveling glides. The knee space between the end panels is 2-1/2" (64) less than the width of the top.

Shipped ready to assemble. All tables come with a one-piece top and have a finished height of 42" (1067).

### Standing Height Rectangle Table

Dimensions			List Price			Catalog Number	Modesty Panel	Top Color	Top Edge Color	Laminate Base Color
Depth	Width	Height	Laminate Grade							
			1	2	3					
24" (610)	60" (1524)	42" (1067)	\$ 979	\$ 1182	\$ 1639	SDHRT2460	<b>H</b> <b>No</b> <b>Cost</b> <b>Half</b>	High Pressure Laminate Color	High Pressure Laminate Color	(See Surface Materials Page 8)
	66" (1676)		990	1193	1650	SDHRT2466				
	72" (1283)		1001	1204	1661	SDHRT2472				
	78" (1981)		1012	1215	1672	SDHRT2478				
	84" (2134)		1023	1226	1683	SDHRT2484				
	96" (2438)		1034	1237	1694	SDHRT2496				
30" (762)	60" (1524)	42" (1067)	\$ 1287	\$ 1650	\$ 2332	SDHRT3060	<b>F</b> <b>+\$319</b> <b>Full</b>	(See Surface Materials Page 8)	(See Surface Materials Page 8)	Base edge will match laminate base color
	66" (1676)		1298	1661	2343	SDHRT3066				
	72" (1283)		1309	1672	2354	SDHRT3072				
	78" (1981)		1320	1683	2365	SDHRT3078				
	84" (2134)		1331	1694	2376	SDHRT3084				
	96" (2438)		1342	1705	2387	SDHRT3096				
38" (965)	60" (1524)	42" (1067)	\$ 1441	\$ 1804	\$ 2651	SDHRT3860				
	66" (1676)		1452	1815	2662	SDHRT3866				
	72" (1283)		1463	1826	2673	SDHRT3872				
	78" (1981)		1474	1837	2684	SDHRT3878				
	84" (2134)		1485	1848	2695	SDHRT3884				
	96" (2438)		1496	1859	2706	SDHRT3896				
42" (1067)	60" (1524)	42" (1067)	\$ 1452	\$ 1815	\$ 2662	SDHRT4260				
	66" (1676)		1463	1826	2673	SDHRT4266				
	72" (1283)		1474	1837	2684	SDHRT4272				
	78" (1981)		1485	1848	2695	SDHRT4278				
	84" (2134)		1622	1985	2832	SDHRT4284				
	96" (2438)		1650	2013	2860	SDHRT4296				
48" (1219)	60" (1524)	42" (1067)	\$ 1463	\$ 1826	\$ 2673	SDHRT4860				
	66" (1676)		1474	1837	2684	SDHRT4866				
	72" (1283)		1485	1848	2706	SDHRT4872				
	78" (1981)		1496	1859	2860	SDHRT4878				
	84" (2134)		1650	2013	2860	SDHRT4884				
	96" (2438)		1672	2035	2882	SDHRT4896				

Build your complete Part Number here:



Sample Part Number:

SDHRT2460	.H	.J0C	.E1	.J0C
\$979	+	N/C	+	N/C
	+	N/C	+	N/C
	+	N/C	+	N/C

Total Cost \$979 =



### Standing Height Wedge Table

The Standing Height Wedge Table has a 1-1/4" HPL Top with a PVC banded edge. Standard features include a half or full height modesty, end panels and leveling glides. Depth1 side of the Wedge has a 3" (76) clearance from

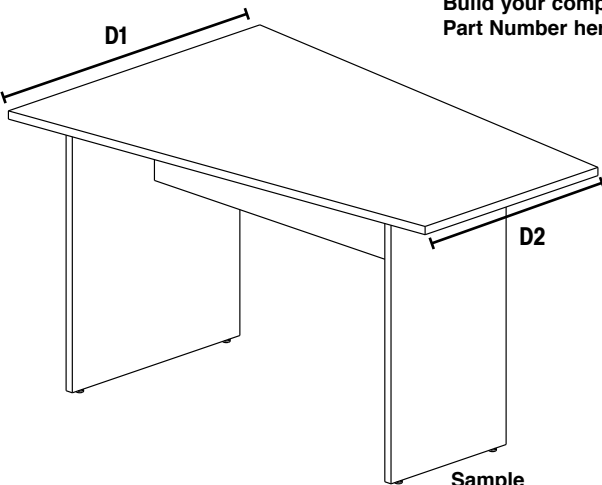
the top of the surface to the end panel. There is also an optional grommet centered along this side of the table top. The knee space from the end of the Depth 2 side of the top to the end panel support is 12" (305).

Shipped ready to assemble. All tables come with a one-piece top and have a finished height of 42" (1067).

### Standing Height Wedge Table

Dimensions				List Price			Catalog Number	Grommet	Grommet Color	Modesty Panel	Top Color	Top Edge Color	Base Color
Depth 1	Depth 2	Width	Height	Laminate 1	Grade 2	3							
40" (1016)	27" (686)	60" (1524)	42"(1067)	\$1402	\$1605	\$2062	SDHWT604027	GN No Cost	See Surface Materials Systems Paint and Trim color Page 7	H No Cost Half	High Pressure Laminate Color	High Pressure Laminate Color	(See Surface Materials Page 8)
48" (1219)	33" (838)	72" (1283)	42"(1067)	1567	1930	2777	SDHWT724833	Grommet		F +\$319 Full	(See Surface Materials Page 8)	(See Surface Materials Page 8)	Base edge will match laminate base color
56" (1422)	38" (965)	84" (2134)	42"(1067)	1815	2178	3025	SDHWT845638	GY +\$19 One Grommet					

Build your complete Part Number here:



Sample Part Number:

SDHWT604027	.GN	.DW	.H	.J0C	.E1	.J0C
-------------	-----	-----	----	------	-----	------

Total Cost \$1402 =

\$1402	+	N/C	+	N/C	+	N/C	+	N/C	+	N/C	+	N/C
--------	---	-----	---	-----	---	-----	---	-----	---	-----	---	-----

## Collaborative, Cafe & Occasional Tables

### Choices

<hr/>	
<i>Overview</i> .....	102
<i>Collaborative</i>	
<i>Round</i> .....	106
<i>Square</i> .....	105
<hr/>	
<i>Café</i>	
<i>Round</i> .....	107
<i>Square</i> .....	108
<hr/>	
<i>Base Only</i> .....	109

## Choices Collaborative and Café Tables


Choices tables are constructed with High Pressure Laminate. Tables will have a PVC Flat T-Molded edge or banded edge depending on model. The Flat T-Molded edge provides a

radius at the corners, while the banded edge provides a clean squared corner. Bases are constructed of steel and have a powder coat finish. The 4-point and Angle Bi-Point bases have molded end covers. X- and Disc-Base tables are available with a Round or Square

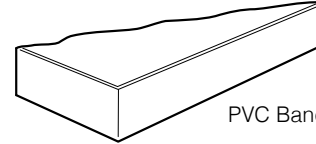
table top in standard or Café Height. The X-Base standard height has a 2" diameter vertical column, and the Café Height has a 4" diameter column. The Disc-Base has a 4" diameter column.

### Table Tops

Tables	Table Top Edge Detail	
	PVC	T-Molded
<b>4-Point and Angled Bi-Point Base:</b>		
Round	X	X
Square	X	X
<b>X-Base &amp; Disc-Base:</b>		
Round	X	
Square	X	



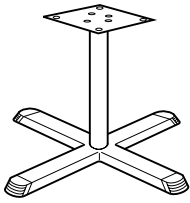
PVC Flat T-Molded Edge



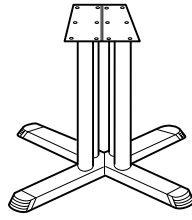
PVC Banded Edge

### Table Bases

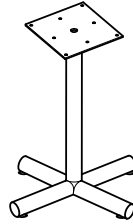
	Finish Table Heights
Collaborative	29" (737)
Café	42" (1067)



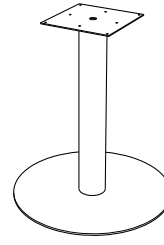
Conference 4-Point



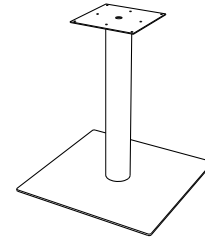
Conference Angle Bi-Point



X-Base



Round Disc-Base



Square Disc-Base

### Seating Capacity

Trendway Tables have the following suggested seating capacities:

	Table Size	Seating Capacity
<b>Round</b>	24 dia	2
	30 dia	2
	36 dia	3
	42 dia	4
	48 dia	4
	52 dia	5
	54 dia	5
<b>Square</b>	24x24	2
	30x30	2
	36x36	4
	42x42	4
	48x48	4
	60x60	6

### TABLE WEIGHT LIMITS

Tables with the recommended base/top size combination can support a maximum of 1.5 lb. for each inch of perimeter, evenly distributed.


### WARNING:

**Failure to observe the recommended practices, such as loading beyond listed weight limits, will result in unsafe usage conditions and may result in bodily injury or failure of other components.**

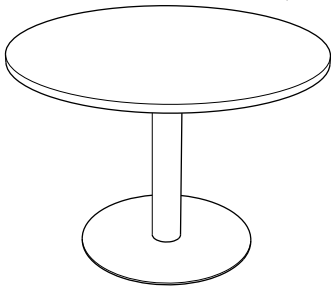
**Any modification to Trendway product will change the criteria referenced above. Trendway will not honor the product warranty if modifications are made to the product or if the capacities referenced are exceeded.**

## Round Tables - Standard Height

Each table has a high-pressure laminate top with flat T-molded edge. If a wood grain vinyl edge is selected, the table will be manufactured with a PVC Banded edge. Casters or glides are available on the Standard Height Round Table. Standard height 30"-42" round tables have a 2" diameter column. The 48" round table has a 4" diameter column. Shipped ready to assemble.



Round Tables – X-Base										
Dimensions Dia.	Height	X-Base Width	List Price Laminate Grade			Catalog Number	Casters/ Glides	Top Color	Base Color	Edge Color
			1	2	3					
30" (762)	29" (737)	27" (686)	\$765	\$783	\$849	<b>RDTT30</b>	<b>GL No Cost Glides</b>  <b>BC + \$68 Casters</b>	High- Pressure Laminate Color (See Surface Materials Page 8)	<b>Standard Finish No Cost</b>	See Surface Materials Page 7
36" (914)	29" (737)	27" (686)	875	916	1071	<b>RDTT36</b>				
42" (1067)	29" (737)	33" (838)	888	929	1084	<b>RDTT42</b>				
48" (1219)	29" (737)	33" (838)	904	945	1100	<b>RDTT48</b>				



Round Tables – Disc-Base											
Dimensions Dia.	Height	Round Disc Base Width	Square Disc Base Width	List Price Laminate Grade			Catalog Number	Base Option	Top Color	Base Color	Edge Color
				1	2	3					
30" (762)	29" (737)	18" (457)	18" (457)	\$ 977	\$ 995	\$ 1061	<b>RDTT30DSK</b>	<b>RDC No Cost Round Disc</b>  <b>SDC + \$63 Square Disc</b>	High- Pressure Laminate Color (See Surface Materials Page 8)	<b>Standard Finish No Cost</b>	See Surface Materials Page 7
36" (914)	29" (737)	18" (457)	18" (457)	1073	1114	1269	<b>RDTT36DSK</b>				
42" (1067)	29" (737)	24" (610)	24" (610)	1184	1225	1380	<b>RDTT42DSK</b>				
48" (1219)	29" (737)	28" (711)	28" (711)	1241	1282	1437	<b>RDTT48DSK</b>				

Build your complete Part Number here: \_\_\_\_\_

Sample Part Number:

<b>RDTT36</b>	<b>.BC</b>	<b>.J46</b>	<b>.Y</b>	<b>.K</b>
---------------	------------	-------------	-----------	-----------

Total Cost \$943 =

\$875	+	\$68	+	N/C	+	N/C	+	N/C
-------	---	------	---	-----	---	-----	---	-----

Overview & Order Information | Statement of Line | Surface Materials | Training Tables | Height Adjustable Tables & Screens | Collaborative, Café & Occasional Tables | Conference Tables | Conference & Training Room Components | Terms, Policies & Index

**Round Tables - Standard Height**  
Each table has a high-pressure laminate top with PVC Flat T-Molded Edge, or PVC Banded Edge. Shipped ready to assemble.

Tables are 29" (737)-high.

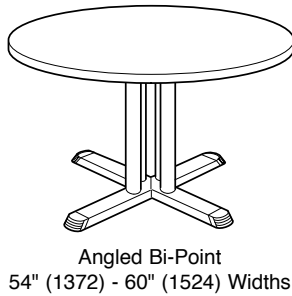
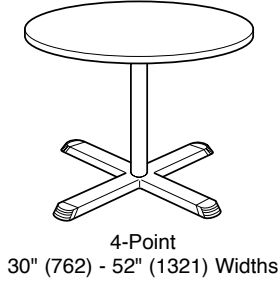
**Steel Bases**

Tables are 29" (737)-high. Tables have the following type and quantity of steel base supports:

Table Dia.	Support	Quantity
30" (762)	31" (787) 4-Point	1
36" (914)	31" (787) 4-Point	1
42" (1067)	37" (940) 4-Point	1
48" (1219)	37" (940) 4-Point	1
52" (1321)	37" (940) 4-Point	1
54" (1372)	48" (1219) Angled Bi-Point	1
60" (1524)	48" (1612) Angled Bi-Point	1

Note: Wood grain and Platinum vinyl edges are available as PVC Banded Edge only.

**Round Tables — Steel Bases**



Dimensions Dia.	List Price Laminate Grade			Catalog Number	Top Color	Base Trim Color	Edge Color	Foot Trim Color	
	1	2	3						
<b>PVC Flat T-Molded Edge</b>									
30" (762)	\$ 902	\$ 920	\$ 986	<b>RD30FTB0</b>	High-Pressure Laminate Color (See Surface Materials Page 8)	<b>Standard Smooth Finish Only</b> See Surface Materials Page 7	See Surface Materials Page 7	<b>K</b> Charcoal Or Repeat Trim Color For Color Matched	
36" (914)	909	935	1034	<b>RD36FTB8</b>					
42" (1067)	1037	1063	1162	<b>RD42FTB7</b>					
48" (1219)	1225	1251	1350	<b>RD48FTB5</b>					
52" (1321)	1263	1330	1577	<b>RD52FTB1</b>					
54" (1372)	1541	1608	1855	<b>RD54FTB4</b>					
60" (1524)	1639	1706	1953	<b>RD60FTB3</b>					
<b>PVC Banded Edge</b>									
30" (762)	\$ 1095	\$ 1113	\$ 1179	<b>RD30EB0</b>					
36" (914)	1133	1159	1258	<b>RD36EB8</b>					
42" (1067)	1306	1332	1431	<b>RD42EB7</b>					
48" (1219)	1382	1408	1507	<b>RD48EB5</b>					
52" (1321)	1410	1477	1724	<b>RD52EB1</b>					
54" (1372)	1832	1899	2146	<b>RD54EB4</b>					
<b>Build your complete Part Number here:</b>					----	---	-	-	-

<b>Sample Part Number:</b>	<b>RD54FTB4</b>	<b>.J46</b>	<b>.Y</b>	<b>.K</b>	<b>.Y</b>				
<b>Total Cost \$1541 =</b>	\$1541	+	N/C	+	N/C	+	N/C	+	N/C

## Square Tables - Standard Height


Each table has a high-pressure laminate top with a PVC Banded edge. Casters or glides are available on the standard height Square table. Standard height 30"-42" square tables have a 2" diameter column. The 48" square table has a 4" diameter column. Shipped ready to assemble.

Square Tables — X-Base											
Depth/ Width	Dimensions			List Price			Catalog Number	Casters/ Glides	Top Color	Base Color	Edge Color
	Height	X-Base Width		Laminate	Grade	3					
30" (762)	29" (737)	27" (686)		\$ 739	\$ 757	\$ 823	SQTT30 SQTT36 SQTT42 SQTT48	GL No Cost Glides  BC + \$68 Casters	High- Pressure Laminate Color (See Surface Materials Page 8)	Standard Finish No Cost  Premium Finish +\$38  See Surface Materials Page 7	See Surface Materials Page 7
36" (914)	29" (737)	27" (686)	855	881	980						
42" (1067)	29" (737)	33" (838)	866	892	991						
48" (1219)	29" (737)	33" (838)	882	908	1007						



## Square Tables — Disc-Base

Depth/ Width	Dimensions			List Price			Catalog Number	Base Option	Top Color	Base Color	Edge Color
	Height	Round Disc-Base Width	Square Disc-Base Width	Laminate	Grade	3					
30" (762)	29" (737)	18" (457)	18" (457)	\$ 820	\$ 838	\$ 904	SQTT30DSK SQTT36DSK SQTT42DSK SQTT48DSK	RDC No Cost Round Disc  SDC + \$68 Square Disc	High- Pressure Laminate Color (See Surface Materials Page 8)	Standard Finish No Cost  Premium Finish +\$38  See Surface Materials Page 7	See Surface Materials Page 7
36" (914)	29" (737)	24" (610)	24" (610)	977	1003	1102					
42" (1067)	29" (737)	28" (711)	24" (610)	1039	1065	1164					
48" (1219)	29" (737)	32" (812)	28" (711)	1192	1218	1317					



Build your complete Part Number here:

---	---	---	-	-
-----	-----	-----	---	---

Sample Part Number:

SQTT36	.GL	.J46	.Y	.K
--------	-----	------	----	----

Total Cost \$855 =

\$855	+	N/C	+	N/C	+	N/C	+	N/C
-------	---	-----	---	-----	---	-----	---	-----

Overview & Order Information  
Statement of Line  
Surface Materials  
Training Tables  
Height Adjustable Tables & Screens  
Collaborative, Café & Occasional Tables  
Conference Tables  
Conference & Training Room Components  
Terms, Policies & Index

Overview & Order Information  
Statement of Line  
Surface Materials  
Training Tables  
Height Adjustable Tables & Screens  
Collaborative, Café & Occasional Tables  
Conference Tables  
Conference & Training Room Components  
Terms, Policies & Index

**Square Tables- Standard Height**  
Each table has a high-pressure laminate top with PVC Flat T-Molded or PVC Banded Edge. Shipped ready to assemble.


Tables are 29" (737)-high.

**Steel Bases**

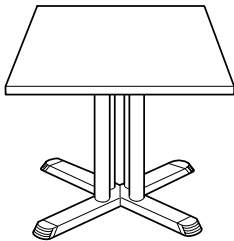
Tables have the following type and quantity of steel base supports:

Table Width	Support	Quantity
24"(610)	26" (660) 4-Point	1
30" (762)	31" (787) 4-Point	1
36" (914)	37" (940) 4-Point	1
42" (1067)	37" (940) 4-Point	1
48" (1219)	48" (1219) Angled Bi-Point	1
54" (1372)	48" (1219) Angled Bi-Point	1
60" (1524)	48" (1219) Angled Bi-Point	1

**Square Tables — Steel Bases**



4-Point  
24" (610) - 42" (1067) Widths



Angled Bi-Point  
48" (1219) - 60" (1524) Widths

Dimensions Depth      Width	List Price Laminate Grade			Catalog Number	Top Color	Base Trim Color	Edge Color	Foot Trim Color	
	1	2	3						
<b>PVC Flat T-Molded Edge</b>									
24" (610)      24" (610)	\$ 851	\$ 863	\$ 907	<b>SQ24FTB9</b>	High-Pressure Laminate Color (See Surface Materials Page 8)	<b>Standard Smooth Finish Only</b> See Surface Materials Page 7	See Surface Materials Page 7	<b>K</b> Charcoal Or Repeat Trim Color For Color Matched	
30" (762)      30" (762)	898	916	982	<b>SQ30FTB8</b>					
36" (914)      36" (914)	906	932	1031	<b>SQ36FTB6</b>					
42" (1067)      42" (1067)	1038	1064	1163	<b>SQ42FTB5</b>					
48" (1219)      48" (1219)	1342	1368	1467	<b>SQ48FTB3</b>					
54" (1372)      54" (1372)	1541	1608	1855	<b>SQ54FTB2</b>					
60" (1524)      60" (1524)	1618	1685	1932	<b>SQ60FTB1</b>					
<b>PVC Banded Edge</b>									
24" (610)      24" (610)	\$ 926	\$ 938	\$ 982	<b>SQ24EB9</b>					
30" (762)      30" (762)	962	980	1046	<b>SQ30EB8</b>					
36" (914)      36" (914)	997	1023	1122	<b>SQ36EB6</b>					
42" (1067)      42" (1067)	1133	1159	1258	<b>SQ42EB5</b>					
48" (1219)      48" (1219)	1497	1523	1622	<b>SQ48EB3</b>					
54" (1372)      54" (1372)	1602	1669	1916	<b>SQ54EB2</b>					
60" (1524)      60" (1524)	1696	1763	2010	<b>SQ60EB1</b>					
<b>Build your complete Part Number here:</b>									_ _ _ _ _

Sample Part Number:

<u>SQ60EB1</u>	<u>.505</u>	<u>.Y</u>	<u>.A</u>	<u>.Y</u>
----------------	-------------	-----------	-----------	-----------

Total Cost \$1696 =

\$1696	+	N/C	+	N/C	+	N/C	+	N/C
--------	---	-----	---	-----	---	-----	---	-----

## Round Tables - Café Height

Each table has a high-pressure laminate top with Flat T-Molded Edge. If a wood grain vinyl edge is selected, the table will be manufactured with a PVC Banded edge. Café height tables have a 4" diameter column. Glides are standard on the Café Height Table. Shipped ready to assemble.

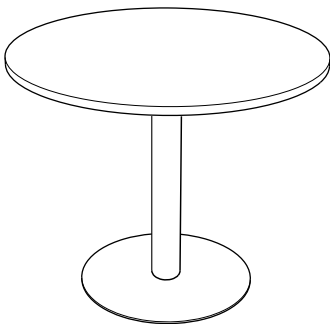


### Round Café Height Tables— X-Base

Dia.	Dimensions		List Price			Catalog Number	Top Color	Base Color	Edge Color
	Height	X-Base Width	Laminate Grade						
			1	2	3				
30" (762)	41" (1041)	27" (686)	\$ 933	\$ 951	\$ 1017	<b>RDCH30</b>	High-Pressure Laminate Color (See Surface Materials Page 8)	<b>Standard Finish No Cost</b>	See Surface Materials Page 7
36" (914)	41" (1041)	27" (686)	1048	1089	1244	<b>RDCH36</b>			
42" (1067)	41" (1041)	33" (838)	1059	1100	1255	<b>RDCH42</b>			
48" (1219)	41" (1041)	33" (838)	1074	1115	1270	<b>RDCH48</b>			

### Round Café Height Tables— Disc-Base

Dia.	Dimensions		Round Disc-Base Width	Square Disc-Base Width	List Price			Catalog Number	Base Option	Top Color	Base Color	Edge Color
	Height	Height			Laminate Grade							
					1	2	3					
30" (762)	41" (1041)	18" (457)	18" (457)		\$ 977	\$ 995	\$ 1061	<b>RDCH30DSK</b>	<b>RDC No Cost</b> Round Disc  <b>SDC + \$68</b> Square Disc	High-Pressure Laminate Color (See Surface Materials Page 8)	<b>Standard Finish No Cost</b>	See Surface Materials Page 7
36" (914)	41" (1041)	18" (457)	18" (457)	1135	1176	1331	<b>RDCH36DSK</b>					
42" (1067)	41" (1041)	24" (610)	24" (610)	1199	1240	1395	<b>RDCH42DSK</b>					
48" (1219)	41" (1041)	28" (711)	28" (711)	1388	1429	1584	<b>RDCH48DSK</b>					



Build your complete Part Number here: \_\_\_\_\_

Sample Part Number:

RDCH30		.J46	.Y	.K
--------	--	------	----	----


Total Cost \$933 =

\$933	+	+	N/C	+	N/C	+	N/C
-------	---	---	-----	---	-----	---	-----



## Square Tables - Café Height

Each table has a high-pressure laminate top with a PVC Banded edge. Glides are standard on the Café Height Square table. Café height tables have a 4" diameter column. Shipped ready to assemble.

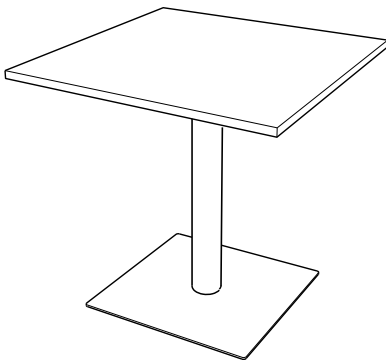


### Square Café Height Tables – X-Base

Depth/Width	Dimensions		X-Base Width	List Price			Catalog Number	Top Color	Base Color	Edge Color
	Height			Laminate	Grade	3				
30" (762)	41" (1041)	27" (686)		\$ 909	\$ 927	\$ 993	SQCH30 SQCH36 SQCH42 SQCH48	High-Pressure Laminate Color (See Surface Materials Page 8)	Standard Finish No Cost	See Surface Materials Page 7
36" (914)	41" (1041)	27" (686)		1026	1067	1222				
42" (1067)	41" (1041)	33" (838)		1038	1064	1163				
48" (1219)	41" (1041)	33" (838)		1053	1079	1178				
									Premium Finish +\$38	See Surface Materials Page 7

### Square Café Height Tables – Disc-Base

Depth/Width	Dimensions			List Price			Catalog Number	Base Option	Top Color	Base Color	Edge Color
	Height	Round Disc-Base Width	Square Disc-Base Width	Laminate	Grade	3					
30" (762)	41" (1041)	18" (457)	18" (457)	\$ 959	\$ 977	\$ 1043	SQCH30DSK SQCH36DSK SQCH42DSK SQCH48DSK	RDC No Cost Round Disc	High-Pressure Laminate Color (See Surface Materials Page 8)	Standard Finish No Cost	See Surface Materials Page 7
36" (914)	41" (1041)	24" (610)	24" (610)	1104	1130	1229					
42" (1067)	41" (1041)	28" (711)	24" (610)	1167	1193	1292					
48" (1219)	41" (1041)	32" (812)	28" (711)	1355	1381	1480					
								SDC + \$68 Square Disc		Premium Finish +\$38	See Surface Materials Page 7



Build your complete Part Number here:

-----	--	---	-	-
-------	----	-----	---	---

Sample Part Number:

SQCH30		.J46	.Y	.K
--------	--	------	----	----

Total Cost \$909 =

\$909	+	+	N/C	+	N/C	+	N/C
-------	---	---	-----	---	-----	---	-----

## Table Legs

The Table Legs are available for retrofit installation beneath existing table tops. Bases are 27<sup>1</sup>/<sub>2</sub>" (699)-high. X-Base is shipped ready to assemble.

When attaching this base to a table top not supplied by Trendway, it is the customer's responsibility to provide adequate number of base supports and install according to provided installation instructions.

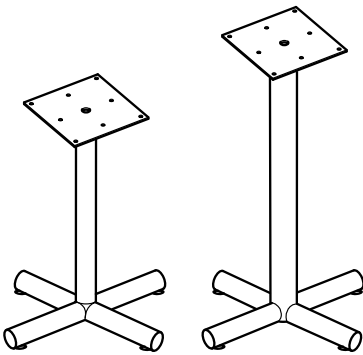
Casters are not available on Café Height Tables.

## Steel Bases

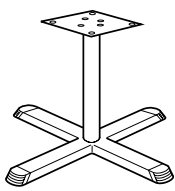
Steel bases are available for retrofit installation beneath existing table tops. Bases are 27<sup>7</sup>/<sub>8</sub>" (708)-high. Steel 4-Point Base shipped ready to assemble.

When attaching this base to a table top not supplied by Trendway, it is the customer's responsibility to provide adequate number of base supports and install according to provided installation instructions.

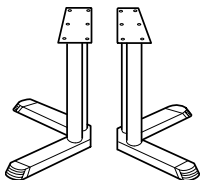
Table Base - X-Base						
Table Size	Bases Required	Base Width	List Price Per Base	Catalog Number	Casters/Glides	Base Trim Color
30"-36" (762-914) Rounds and Squares	1	27" (686)	\$ 458	SICTTX27	GL No Cost Glides	Standard Finish No Cost
42" (1067) Rounds and Squares	1	33" (838)	486	SICTTX33		
48" (1219) Rounds and Squares	1	33" (838)	503	SICTT48X33		
Café Height						
30"-36" (762-914) Rounds and Squares	1	27" (686)	\$ 609	SICCHX27	BC + \$68 Casters  (Not available on Café Height bases)	Premium Finish +\$38  See Surface Materials Page 7
42"-48" (1067-1219) Rnds and Sqrs	1	33" (838)	654	SICCHX33		



Steel Base, 4-Point						
Table Size	Bases Required	Base Width	List Price	Catalog Number	Base Trim Color	Foot Trim Color
24" (610) Square	1	26" (660)	\$ 475	SICFPB26	Standard Smooth Finish Only  See Surface Materials Page 7	K Charcoal Or Repeat Trim Color For Color Matched
30"-36" (762-914) Round	1	31" (787)	\$ 484	SICFPB31		
30" (762) Square	1	31" (787)				
42"-52" (1067-1321) Round	1	37" (940)	\$ 497	SICFPB37		
36"-42" (914-1067) Square	1	37" (940)				



Steel Base, Angled Bi-Point						
Table Size	Bases Required	Base Width	List Price	Catalog Number		
54"-60" (1372-1524) Round	1	48" (1219)	\$ 988	SICABPB24		
48"-60" (1219-1524) Square	1	48" (1219)				



Build your complete Part Number here: \_\_\_\_\_

Sample Part Number:

SICTTX27	.GL	.Y
-----	--	-

Total Cost \$458 =

\$458	+	N/C	+	N/C
-------	---	-----	---	-----

# NOTES

Overview &  
Order Information

Statement  
of Line

Surface  
Materials

Training  
Tables

Height  
Adjustable  
Tables & Screens

Collaborative,  
Café & Occasional  
Tables

Conference  
Tables

Conference &  
Training Room  
Components

Terms, Policies  
& Index

## Collaborative, Cafe & Occasional Tables

### Intrinsic

<i>Overview</i> .....	112
<i>Collaborative</i>	Standard Edge
	<i>Round</i> ..... 113
	<i>Square</i> ..... 114
	Executive Edge
	<i>Round</i> ..... 115
	<i>Square</i> ..... 116
<i>Café</i>	Standard Edge
	<i>Round</i> ..... 117
	<i>Square</i> ..... 117
	Executive Edge
	<i>Round</i> ..... 118
	<i>Square</i> ..... 118
<i>Occasional</i>	<i>Standard Edge</i> ..... 119
	<i>Executive Edge</i> ..... 120

## Intrinsic Collaborative, Café and Occasional Tables

The Standard 1" Intrinsic Top is surfaced with Thermofused Laminate. The Executive Top is 1.5" thick and surfaced with High Pressure Laminate. All tables have a PVC flat banded

edge. The Executive Tops offer a Flat or Fluted edge option. The tops are available in either round or square or rectangle (occasional only) shapes. Intrinsic Tables offer three base style options. One is constructed of laminate material, two are steel with

a powder coat finish. The laminate base is X-shaped. Column Leg Tables have four 4" diameter column legs. Disc Bases have a 4" column and are available for Round or Square table tops in standard or Café Height.

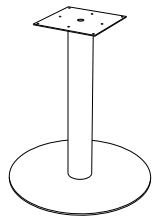
### Table Tops

Tables	Table Top Edge Detail		
	PVC	Flat	Fluted
<b>Standard Top</b>			
Round	X	X	
Square	X	X	
<b>Executive Top</b>			
Round	X	X	X
Square	X	X	X

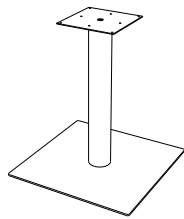
### Table Bases

Intrinsic Table Heights*	
Occasional	19" (483)
Collaborative	28 3/4" (730)
Café	41" (1041)

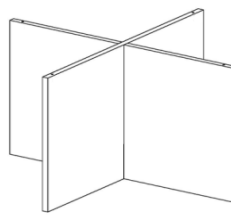
\*Please note Executive Tables will be 1/2" taller



Round Disc-Base



Square Disc-Base



Laminate Base



Column Base

### Seating Capacity

Trendway Tables have the following suggested seating capacities:

	Table Size	Seating Capacity
<b>Round</b>	30 dia	2
	36 dia	3
	42 dia	4
	48 dia	4
	60 dia	6
<b>Square</b>	30x30	2
	36x36	4
	42x42	4
	48x48	4
	60x60	6

### TABLE WEIGHT LIMITS

Tables with the recommended base/top size combination can support a maximum of 1.5 lb. for each inch of perimeter, evenly distributed.

### WARNING:

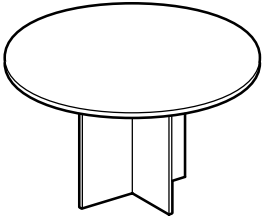
**Failure to observe the recommended practices, such as loading beyond listed weight limits, will result in unsafe usage conditions and may result in bodily injury or failure of other components.**

**Any modification to Trendway product will change the criteria referenced above. Trendway will not honor the product warranty if modifications are made to the product or if the capacities referenced are exceeded.**

## Tables - Standard Edge

Intrinsic Tables are shipped complete with your choice of base options and leveling glides. Each table has a 1" Thermofused Laminate top with a 3mm vinyl edgeband. The following bases are available: Thermofused Laminate, steel disc base(s) or 4" steel column legs. Tables are 28<sup>3/4</sup>" (730)-high.


Shipped ready to assemble.



### Intrinsic Round Tables – Laminate Base

Dimensions Diameter	List Price Thermofused Grade		Catalog Number	Top Color	Top Edge Color	Laminate Base Color
	1	2				
36" (914)	\$ 677	\$ 747	<b>ZFRDT36</b>	Thermo-fused Laminate See Surface Materials Page 8	Thermo-fused Laminate See Surface Materials Page 8	See Surface Materials Page 7 Base edge will match laminate base color
42" (1067)	717	787	<b>ZFRDT42</b>			
48" (1219)	724	794	<b>ZFRDT48</b>			
60" (1524)	942	992	<b>ZFRDT60</b>			

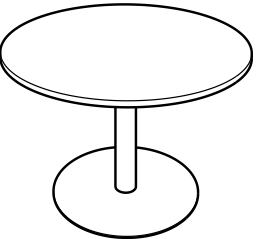
---



### Intrinsic Round Tables – Column Leg Base

Dimensions Diameter	Qty. of Column Legs	List Price Thermofused Grade		Catalog Number	Steel Base Color
		1	2		
36" (914)	4	\$1169	\$1184	<b>ZFRDT36CLM</b>	Standard Finish No Cost  Premium Finish +\$63 See Surface Materials Page 7
42" (1067)	4	1210	1260	<b>ZFRDT42CLM</b>	
48" (1219)	4	1217	1267	<b>ZFRDT48CLM</b>	
60" (1524)	4	1436	1486	<b>ZFRDT60CLM</b>	

---



### Intrinsic Round Tables – Disc Base

Dimensions Top Diameter	Round Disc Base Dia.	Square Disc Base Dia.	List Price Thermofused Grade		Catalog Number	Base Option	Steel Base Color
			1	2			
36" (914)	18" (457)	18" (457)	\$ 1018	\$ 1033	<b>ZFRDT36DSK</b>	RDC No Cost Round Disc  SDC +\$63 Square Disc	Standard Finish No Cost Premium Finish +\$38 See Surface Materials Page 7
42" (1067)	24" (610)	24" (610)	1161	1211	<b>ZFRDT42DSK</b>		
48" (1219)	28" (711)	28" (711)	1203	1253	<b>ZFRDT48DSK</b>		
60" (1524)	28" (711)	28" (711)	1421	1471	<b>ZFRDT60DSK</b>		

---

**Build your complete Part Number here:**

-----	----	---	---	---
-------	------	-----	-----	-----

**Sample Part Number:**


ZFRDT48	---	.XZ3	.XZ4	.XZ3
---------	-----	------	------	------

**Total Cost \$724 =**

\$724	+	N/C	+	N/C	+	N/C	+	N/C
-------	---	-----	---	-----	---	-----	---	-----

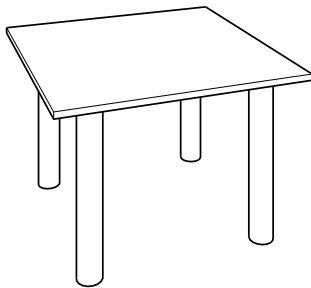
## Tables - Standard Edge, continued

Overview & Order Information  
Statement of Line  
Surface Materials  
Training Tables  
Height Adjustable Tables & Screens  
Collaborative, Café & Occasional Tables  
Conference Tables  
Conference & Training Room Components  
Terms, Policies & Index



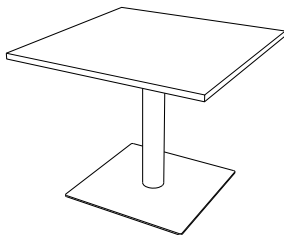
### Intrinsic Square Tables – Laminate Base

Dimensions Diameter	List Price Thermofused Grade		Catalog Number	Top Color	Top Edge Color	Laminate Base Color
	1	2				
36" (914)	\$ 630	\$ 700	ZFSQT36	ⓔ Thermo- fused Laminate  See Surface Materials Page 8	ⓔ Thermo- fused Laminate  See Surface Materials Page 8	ⓔ See Surface Materials Page 7 Base edge will match laminate base color
42" (1067)	694	788	ZFSQT42			
48" (1219)	756	826	ZFSQT48			
60" (1524)	883	977	ZFSQT60			



### Intrinsic Square Tables – Column Leg Base

Dimensions Diameter	Qty. of Column Legs	List Price Thermofused Grade		Catalog Number	Steel Base Color
		1	2		
36" (914)	4	\$1135	\$ 1150	ZFSQT36CLM	Standard Finish No Cost  Premium Finish +\$63  See Surface Materials Page 7
42" (1067)	4	1167	1196	ZFSQT42CLM	
48" (1219)	4	1184	1213	ZFSQT48CLM	
60" (1524)	4	1388	1438	ZFSQT60CLM	



### Intrinsic Square Tables – Disc Base

Dimensions Top Depth/Width	Round Disc Base Dia.	Square Disc Base Dia.	List Price Thermofused Grade		Catalog Number	Base Option	Steel Base Color
			1	2			
36" (914)	24" (610)	24" (610)	\$ 883	\$ 898	ZFSQT36DSK	RDC No Cost Rd Disc  SDC +\$63 Sq Disc	Standard Finish No Cost Premium Finish +\$38  See Surface Materials Page 7
42" (1067)	28" (711)	24" (610)	1008	1037	ZFSQT42DSK		
48" (1219)	32" (813)	28" (711)	1135	1164	ZFSQT48DSK		

Build your complete  
Part Number here:

-----	---	---	---	---
-------	-----	-----	-----	-----

Sample  
Part Number:

ZFSQT36	---	.XZ3	.XZ4	.XZ3
-----	---	---	---	---


Total Cost \$630 =

\$630	+ N/C	+ N/C	+ N/C	+ N/C
-------	-------	-------	-------	-------

## Tables - Executive Edge


Intrinsic Executive Tables are shipped complete with your choice of 3 base options and leveling glides. Each table has a 1/2" High-Pressure Laminate top with a 3mm matched vinyl edgeband. The following bases are available: Thermofused Laminate, steel disc base(s) or 4" steel column legs. Tables are 29 1/4" (743)-high.

Shipped ready to assemble.



### Intrinsic Executive Round Tables – Laminate Base

Dimensions Diameter	List Price Thermofused Grade		Catalog Number	Edge Detail	Top Color	Top Edge Color	Laminate Base Color
	1	2					
36" (914)	\$1123	\$1303	ZEFRDT36	XS No Cost Flat  XF + \$27 Fluted	Thermo-fused Laminate	Thermo-fused Laminate	See Surface Materials Page 7  Base edge will match laminate base color
42" (1067)	1263	1443	ZEFRDT42				
48" (1219)	1307	1517	ZEFRDT48				
60" (1524)	1362	1663	ZEFRDT60				




### Intrinsic Executive Round Tables – Column Leg Base

Dimensions Diameter	Qty. of Column Legs	List Price Thermofused Grade		Catalog Number	Steel Base Color
		1	2		
36" (914)	4	\$1684	\$1864	ZEFRDT36CLM	Standard Finish No Cost Premium Finish +\$63 See Surface Materials Page 7
42" (1067)	4	1707	1887	ZEFRDT42CLM	
48" (1219)	4	1728	1908	ZEFRDT48CLM	
60" (1524)	4	1838	2102	ZEFRDT60CLM	

### Intrinsic Executive Round Tables – Disc Base

Dimensions Diameter	Round Disc Base Dia.	Square Disc Base Dia.	List Price Thermofused Grade		Catalog Number	Base Option	Steel Base Color	
			1	2				
36" (914)	18" (457)	18" (457)	\$1497	\$1677	ZEFRDT36DSK	RDC No Cost Round Disc  SDC +\$63 Square Disc	Standard Finish No Cost Premium Finish +\$38 See Surface Materials Page 7	
42" (1067)	24" (610)	24" (610)	1520	1700	ZEFRDT42DSK			
48" (1219)	28" (711)	28" (711)	1542	1722	ZEFRDT48DSK			
60" (1524)	28" (711)	28" (711)	1783	2047	ZEFRDT60DSK			
Build your complete Part Number here:						----	--	----



Sample Part Number:

ZEFRDT48	---	.XS	.XZ3	.XZ4	.XZ3
----------	-----	-----	------	------	------

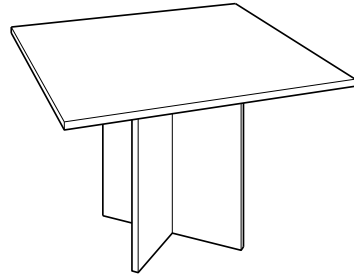
Total Cost \$1307 =

\$1307	+	N/C	+	N/C	+	N/C	+	N/C	+	N/C
--------	---	-----	---	-----	---	-----	---	-----	---	-----



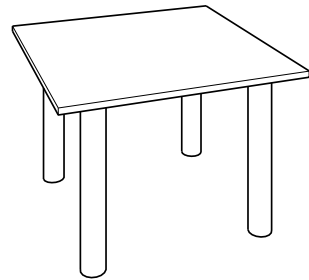
## Tables - Executive Edge continued

Overview & Order Information  
Statement of Line  
Surface Materials  
Training Tables  
Height Adjustable Tables & Screens  
Collaborative, Café & Occasional Tables  
Conference Tables  
Conference & Training Room Components  
Terms, Policies & Index



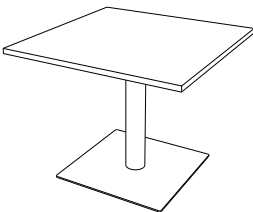
### Intrinsic Executive Square Tables – Laminate Base

Dimensions Depth/Width	List Price Thermofused Grade		Catalog Number	Top Color	Top Edge Color	Laminate Base Color
	1	2				
36" (914)	\$ 983	\$ 1163	<b>ZEFSQT36</b>	Thermo- fused Laminate	Thermo- fused Laminate	See Surface Materials Page 7
42" (1067)	1210	1390	<b>ZEFSQT42</b>			
48" (1219)	1261	1441	<b>ZEFSQT48</b>			
60" (1524)	1312	1613	<b>ZEFSQT60</b>			



### Intrinsic Executive Square Tables – Column Leg Base

Dimensions Depth/Width	Qty. of Column Legs	List Price Thermofused Grade		Catalog Number	Steel Base Color
		1	2		
36" (914)	4	\$1564	\$1713	<b>ZEFSQT36CLM</b>	Standard Finish No Cost Premium Finish +\$38 See Surface Materials Pg 7
42" (1067)	4	1613	1762	<b>ZEFSQT42CLM</b>	
48" (1219)	4	1664	1813	<b>ZEFSQT48CLM</b>	
60" (1524)	4	1766	2030	<b>ZEFSQT60CLM</b>	



### Intrinsic Executive Square Tables – Disc Base

Dimensions Depth/Width	Height	Round Disc Base Dia.	Square Disc Base Dia.	List Price Thermofused Grade		Catalog Number	Base Option	Steel Base Color
				1	2			
36" (914)	29 1/4" (743)	24" (610)	24" (610)	\$1388	\$1537	<b>ZEFSQT36DSK</b>	RDC No Cost Rd Disc	Standard Finish No Cost Premium Finish +\$38 See Surface Materials Pg 7
42" (1067)	29 1/4" (743)	28" (711)	24" (610)	1463	1612	<b>ZEFSQT42DSK</b>		
48" (1219)	29 1/4" (743)	32" (813)	28" (711)	1488	1637	<b>ZEFSQT48DSK</b>		

Build your complete  
Part Number here:

-----	--	---	---	---
-------	----	-----	-----	-----

Sample  
Part Number:

<b>ZEFSQT36</b>	---	<b>.XZ3</b>	<b>.XZ4</b>	<b>.XZ3</b>
-----------------	-----	-------------	-------------	-------------

Total Cost \$983 =

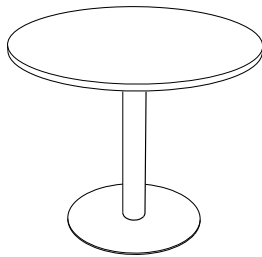
\$983	+	N/C	+	N/C	+	N/C	+	N/C
-------	---	-----	---	-----	---	-----	---	-----

## Café Tables - Standard Edge

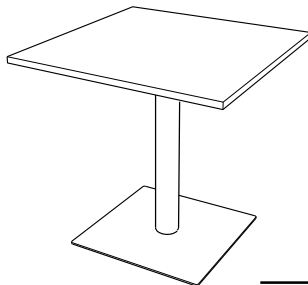
Intrinsic Tables are shipped complete with your choice of base options and leveling glides. Each table has a 1" Thermofused Laminate top with a 3mm vinyl edgeband.

Shipped ready to assemble.

Intrinsic Round Tables – Café Height Disc Base										
Dimensions Top		Round Disc Base	Square Disc Base	List Price Thermofused		Catalog Number	Base Option	Top Color	Top Edge Color	Steel Base Color
Diameter	Height	Dia.	Dia.	1	2					
30" (762)	41" (1041)	18" (457)	18" (457)	\$ 946	\$ 961	ZFRDCHT30DSK	RDC	Thermo-fused Laminate	Thermo-fused Laminate	Standard Finish No Cost
36" (914)	41" (1041)	18" (457)	18" (457)	1073	1088	ZFRDCHT36DSK	No Cost Rd Disc			
42" (1067)	41" (1041)	24" (610)	24" (610)	1167	1217	ZFRDCHT42DSK	SDC +\$63 Sq Disc			
48" (1219)	41" (1041)	28" (711)	28" (711)	1343	1393	ZFRDCHT48DSK				



Intrinsic Square Tables – Café Height Disc Base										
Dimensions Top		Round Disc Base	Square Disc Base	List Price Thermofused		Catalog Number	Base Option	Top Color	Top Edge Color	Steel Base Color
Depth/Width	Height	Dia.	Dia.	1	2					
30" (762)	41" (1041)	18" (457)	18" (457)	\$ 927	\$ 942	ZFSQCHT30DSK	RDC	Thermo-fused Laminate	Thermo-fused Laminate	Standard Finish No Cost
36" (914)	41" (1041)	24" (610)	18" (457)	1039	1054	ZFSQCHT36DSK	No Cost Rd Disc			
42" (1067)	41" (1041)	28" (711)	24" (610)	1199	1228	ZFSQCHT42DSK	SDC +\$63 Sq Disc			
48" (1219)	41" (1041)	32" (813)	28" (711)	1299	1328	ZFSQCHT48DSK				



Build your complete Part Number here:

---	---	---	---	---
-----	-----	-----	-----	-----

Sample Part Number:

ZFSQCHT30DSK	.RDC	.XZ3	.XZ4	.PA
---	---	---	---	---

Total Cost \$965 =

\$927	+	N/C	+	N/C	+	N/C	+	\$38
-------	---	-----	---	-----	---	-----	---	------


## Café Tables - Executive Edge

Intrinsic Tables are shipped complete with your choice of base options and leveling glides. Each table has a 1" Thermofused Laminate top with a 3mm vinyl edgeband.

Shipped ready to assemble.

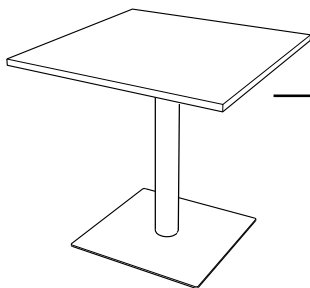
### Intrinsic Executive Round Cafe Height Tables – Disc Base

Dimensions		Round Disc Base Dia.	Square Disc Base Dia.	List Price Thermofused		Catalog Number	Base Option	Edge Detail	Top Color	Top Edge Color	Steel Base Color
Diameter	Height			1	2						
30" (762)	41" (1041)	18" (457)	18" (457)	\$1412	\$1592	ZEFRDCHT30DSK	RDC No Cost Rd Disc	XS No Cost Flat	Thermofused Laminate	Thermofused Laminate	Std. Finish No Cost Premium Finish +\$38 See Surface Materials Page 7
36" (914)	41" (1041)	18" (457)	18" (457)	1513	1693	ZEFRDCHT36DSK					
42" (1067)	41" (1041)	24" (610)	24" (610)	1613	1793	ZEFRDCHT42DSK					
48" (1219)	41" (1041)	28" (711)	28" (711)	1664	1844	ZEFRDCHT48DSK	SDC +\$63 Sq Disc	XF + \$27 Fluted	See Surface Materials Page 8	See Surface Materials Page 8	



### Intrinsic Executive Square Café Height Tables - Disc Base

Dimensions		Round Disc Base Dia.	Square Disc Base Dia.	List Price Thermofused		Catalog Number	Base Option	Edge Detail	Top Color	Top Edge Color	Steel Base Color
Diameter	Height			1	2						
30" (762)	41" (1041)	18" (457)	18" (457)	\$1362	\$1511	ZEFSQCHT30DSK	RDC No Cost Rd Disc	XS No Cost Flat	Thermofused Laminate	Thermofused Laminate	Standard Finish No Cost Premium Finish +\$38 See Surface Materials Page 7
36" (914)	41" (1041)	24" (610)	24" (610)	1463	1612	ZEFSQCHT36DSK			See Surface Materials Page 8	See Surface Materials Page 8	
42" (1067)	41" (1041)	28" (711)	24" (610)	1564	1713	ZEFSQCHT42DSK					
48" (1219)	41" (1041)	32" (813)	28" (711)	1613	1762	ZEFSQCHT48DSK	SDC +\$63 Sq Disc	XF + \$27 Fluted			



Build your complete Part Number here:

-----	---	--	---	---	--
-------	-----	----	-----	-----	----

Sample Part Number:

ZEFRDCHT30DSK	.RDC	.XS	.XZ3	.XZ4	.PA
-----	---	--	---	---	--

Total Cost \$1450 =

\$1412	+	N/C	+	N/C	+	N/C	+	N/C	+	\$38
--------	---	-----	---	-----	---	-----	---	-----	---	------

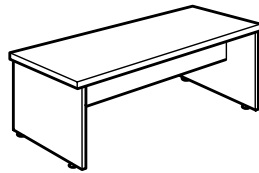
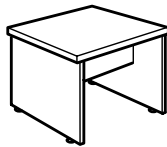
## Reception Area Tables - Standard Edge

Intrinsic Reception Area Tables are shipped complete with base and leveling glides. Each table has a 1" (25) Thermofused Laminate top and base, 3mm matching vinyl edgeband around all tops.

Shipped ready to assemble.

### Intrinsic Reception Area Tables

Depth	Dimensions		List Price Thermofused Grade		Catalog Number	Top Color	Top Edge Color	Laminate Base Color
	Width	Height	1	2				
22" (559)	22" (559) 48" (1219)	19" (483)	\$ 457 580	\$ 472 630	ZFMT ZFCT	Thermo-fused Laminate  See Surface Materials Page 8	Thermo-fused Laminate  See Surface Materials Page 8	See Surface Materials Page 7  Base edge will match base laminate color
<b>Build your complete Part Number here:</b>					---	---	---	---



Sample Part Number:

ZFMT	.XZ1	.XZ4	.XZ1
------	------	------	------

Total Cost \$457 =

\$457	+	N/C	+	N/C	+	N/C
-------	---	-----	---	-----	---	-----

Overview & Order Information

Statement of Line

Surface Materials

Training Tables

Height Adjustable Tables & Screens

Collaborative, Café & Occasional Tables

Conference Tables

Conference & Training Room Components

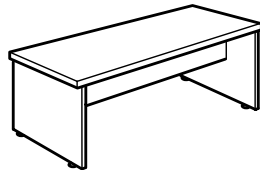
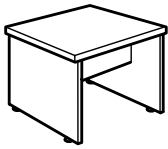
Terms, Policies & Index

## Reception Area Tables - Executive Edge

Intrinsic Reception Area Tables are shipped complete with base and leveling glides. Each table has a 1 1/2" thick High-Pressure Laminate top, 3mm matching vinyl edgeband around all tops.

Shipped ready to assemble.

### Intrinsic Executive Reception Area Tables



Depth	Dimensions		List Price Thermofused Grade		Catalog Number	Edge Detail	Top Color	Top Edge Color	Laminate Base Color	
	Width	Height	1	2						
22" (559)	22" (559)	19 1/2" (495)	\$ 481	\$ 541	ZEFMT	XS No Cost Flat  XF + \$27 Fluted	Thermo-fused Laminate  See Surface Materials Page 8	Thermo-fused Laminate  See Surface Materials Page 8	See Surface Materials Page 7  Base edge will match base laminate color	
	48" (1219)		805	855	ZEFCT					
<b>Build your complete Part Number here:</b>						---	---	---	---	---

Sample Part Number:

ZEFMT	.XF	.XZ1	.XZ4	.XZ1
-------	-----	------	------	------

Total Cost \$508 =

\$481	+	\$27	+	N/C	+	N/C	+	N/C
-------	---	------	---	-----	---	-----	---	-----

### Collaborative, Cafe & Occasional Tables

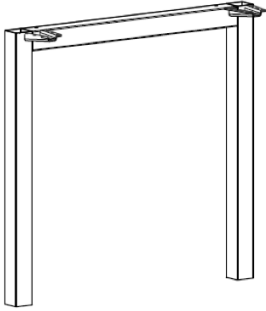
<b>Trig</b>		
<hr/>		
<i>Overview</i> .....		122
<i>Collaborative</i>	<i>Square</i> .....	123

## Trig Collaborative Tables

Trig Collaborative Tables have square Thermofused laminate tops with a PVC edge band.

The base consists of two 2"x 2" U-shaped powder-coated steel legs. The table comes standard with glides. The finished height of the table is 28 ¾" (730)

### Table Base



### Seating Capacity

Trendway Tables have the following suggested seating capacities:

	Table Size	Seating Capacity
<b>Square</b>	36x36	4
	42x42	4
	48x48	4
	60x60	6

### TABLE WEIGHT LIMITS

Tables with the recommended base/top size combination can support a maximum of 1.5 lb. for each inch of perimeter, evenly distributed.

### WARNING:

**Failure to observe the recommended practices, such as loading beyond listed weight limits, will result in unsafe usage conditions and may result in bodily injury or failure of other components.**

**Any modification to Trendway product will change the criteria referenced above. Trendway will not honor the product warranty if modifications are made to the product or if the capacities referenced are exceeded.**

## Tables

Trig Tables are shipped complete with a 1"-thick Thermofused Laminate top and 3mm vinyl edge band. Shipped ready to assemble.

## Square Tables

Trig Square Tables come with two work surface support legs, 2" square, and all necessary hardware.

### Trig Square Table



Dimensions Depth/Width	Height	List Price Thermofused Grade		Catalog Number	Top Color	Top Edge Color	Leg Trim Color
		1	2				
36" (914)	28 <sup>3/4</sup> " (730)	\$ 1239	\$ 1254	<b>TRGSQT36</b> <b>TRGSQT42</b> <b>TRGSQT48</b>	Thermo- fused Laminate (See Surface Materials Page 8)	Thermo- fused Laminate (See Surface Materials Page 8)	<b>Standard Finish No Cost</b>  <b>Premium Finish + \$36</b>  (See Surface Materials Page 7)
42" (1067)	28 <sup>3/4</sup> " (730)	1446	1496				
48" (1219)	28 <sup>3/4</sup> " (730)	1487	1537				
<b>Build your complete Part Number here:</b>				-----	--	--	-

Sample  
Part Number:

<u>TRGSQT36</u>	<u>.XZ1</u>	<u>.XZ4</u>	<u>N/A</u>
-----------------	-------------	-------------	------------

Total Cost \$1239 =

\$1239	+	N/C	+	N/C	+	N/C
--------	---	-----	---	-----	---	-----

Overview &  
Order Information

Statement  
of Line

Surface  
Materials

Training  
Tables

Height  
Adjustable  
Tables & Screens

Collaborative,  
Café & Occasional  
Tables

Conference  
Tables

Conference &  
Training Room  
Components

Terms, Policies  
& Index



NOTES

Overview &  
Order Information

Statement  
of Line

Surface  
Materials

Training  
Tables

Height  
Adjustable  
Tables & Screens

Collaborative,  
Café & Occasional  
Tables

Conference  
Tables

Conference &  
Training Room  
Components

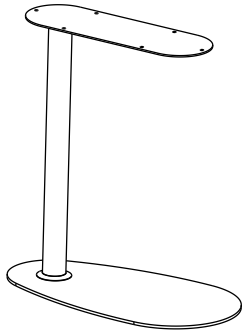
Terms, Policies  
& Index

## Collaborative, Cafe & Occasional Tables

### Tear Drop

<i>Overview</i> .....	126
<i>Occasional</i> .....	127

The **Tear Drop Table** comes with a top, base and appropriate hardware to affix the top to the base. The coated MDF top is 3/4" thick with a knife edge and available in Designer White. The base and 2" diameter column are powder coated and available in all Trendway Finishes.



Tear Drop

### Table Heights

Tear Drop	
Occasional	24 3/8" (619)

\* The Knife Edge will add 1/8" to overall height.

**WARNING:**

Failure to observe the recommended practices, such as loading beyond listed weight limits, will result in unsafe usage conditions and may result in bodily injury or failure of other components.

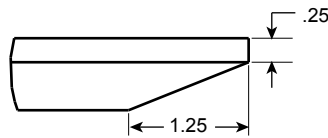
Any modification to Trendway product will change the criteria referenced above. Trendway will not honor the product warranty if modifications are made to the product or if the capacities referenced are exceeded.

## Tear Drop Table

The Tear Drop Table comes with a top, base and appropriate hardware to affix the top to the base. The coated MDF top is 3/4" thick with a knife edge and available in Designer White. The base and 2" diameter column are powder coated and available in all Trendway Finishes.

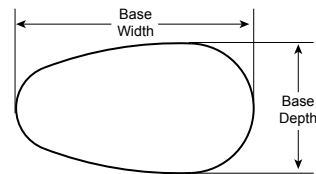
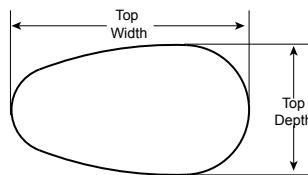

The unit ships ready to assemble.

### Knife Edge Detail



## Tear Drop Occasional Table

Overall Dimensions					List Price	Catalog Number	Top Color	Base Color
Top Width	Top Depth	Base Width	Base Depth	Height				
24" (610)	14" (356)	22" (559)	12" (305)	24 3/8" (619)	\$ 772	TOTTD	DW Designer White	Standard Finish <b>No Cost</b>  Premium Finish <b>+ \$38</b>
Build your complete Part Number here:						----	--	-



Sample Part Number:

TOTTD	.VA	.G
----	--	-

Total Cost \$772 =

\$772	+	N/C	+	N/C
-------	---	-----	---	-----

Overview & Order Information	
Statement of Line	
Surface Materials	
Training Tables	
Height Adjustable Tables & Screens	
Collaborative, Café & Occasional Tables	
Conference Tables	
Conference & Training Room Components	
Terms, Policies & Index	

## Conference Tables

### Choices

<i>Boat</i> .....	132
<i>Racetrack</i> .....	133
<i>Rectangular</i> .....	134

### Intrinsic

<i>Standard Edge</i>	<i>Racetrack</i> .....	147
	<i>Rectangular</i> .....	148
<i>Executive Edge</i>	<i>Racetrack</i> .....	149
	<i>Rectangular</i> .....	150

### Trig

<i>Rectangular</i> .....	153
--------------------------	-----

## Choices Conference Tables

Choices Conference Tables are surfaced with High Pressure Laminate. Tables will have a PVC Flat T-Molded Edge or Banded Edge depending on model. The Flat T-Molded edge provides a radius at the corners, while

the banded edge provides a clean squared corner.

The base is powder coated steel with molded end caps. The Base includes adjustable glides.

All tables in this section have a finished height of 29" (737)

### Grain Direction


Single piece tops – grain direction runs parallel to the length.

Multiple piece tops – grain direction runs perpendicular to the length.

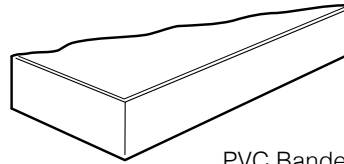
## Table Tops

### Table Top Edge Detail

Tables	PVC	T-Molded
Boat	X	X
Rectangular	X	X
Racetrack	X	X

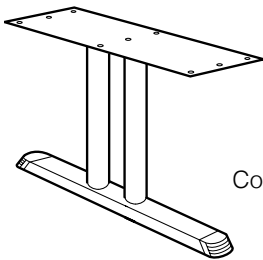


PVC Flat T-Molded Edge



PVC Banded Edge

## Table Base

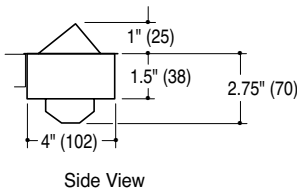
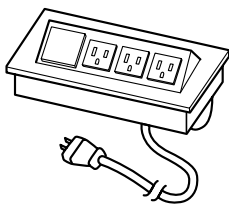


Conference Double-Tube Column Bi-Point

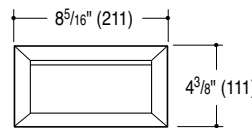
## Electrical

Conference Table:

The pop-up power/data module for the Conference Tables is made of clear anodized aluminum. Only Conference Tables that are 96" (2438) and wider have two optional electrical pop-up modules. The pop-up module has 3 power receptacles and 1 data opening. Each receptacle is rated for 15 amps. When specified the table ships with a pre-cut mounting location for the pop-up module. A 6' power cord is included. The pop-up module is field installed.

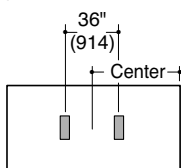


Side View

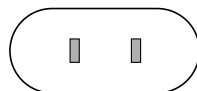


Top View

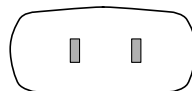
Pop-up Module Locations:



Rectangular Conference Table



Racetrack Conference Table



Boat Conference Table

## Seating Capacity

Trendway Tables have the following suggested seating capacities:

	Table Size	Seating Capacity
<b>Boat</b>	42x84	6
	48x96	8
	54x108	8
	48x120	10
	48x144	10
	60x120	10
	60x144	12
<b>Racetrack</b>	48x96	6
	48x120	10
	48x144	10
	60x96	8
	60x120	10
	60x144	12
<b>Rectangular</b>	42x72	6
	48x60	4
	48x72	6
	48x84	8
	48x96	8
	48x120	10
	48x144	10
	60x120	10
	60x144	12

### TABLE WEIGHT LIMITS

Tables with the recommended base/top size combination can support a maximum of 1.5 lb. for each inch of perimeter, evenly distributed.

### WARNING:

**Failure to observe the recommended practices, such as loading beyond listed weight limits, will result in unsafe usage conditions and may result in bodily injury or failure of other components.**

**Any modification to Trendway product will change the criteria referenced above. Trendway will not honor the product warranty if modifications are made to the product or if the capacities referenced are exceeded.**



Overview & Order Information  
Statement of Line  
Surface Materials  
Training Tables  
Height Adjustable Tables & Screens  
Collaborative, Café & Occasional Tables  
Conference Tables  
Conference & Training Room Components  
Terms, Policies & Index

## BOAT CONFERENCE TABLES

Tables are 29" (737)-high. Each table has a high-pressure laminate top with either PVC Flat T-Molded or PVC Banded Edge.

Optional power is available on all Boat Tables 96" (2438) in width and longer. The table comes with two pre-cut mounting locations that will fit the pop-up module.

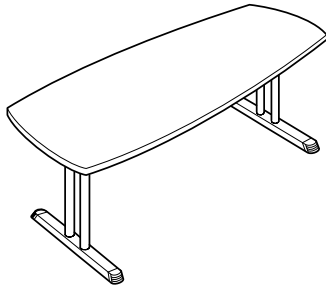
Shipped ready to assemble. Boat table tops 84" (2134)- to 108" (2743)-wide are shipped in one piece, 120" (3048)-wide in two pieces, and 144" (3658)-wide in three pieces.

## Steel Bases

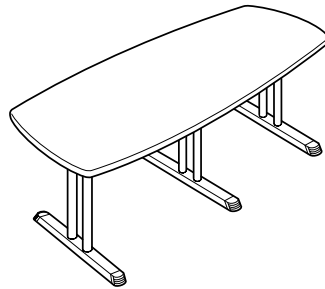
Tables are 29" (737)-high. Tables have the following type and quantity of steel base supports:

Table Width	Support	Quantity
84" (2134)	37" (940) Dbl Tube Bi-Point	2
96" (2438)	37" (940) Dbl Tube Bi-Point	3
108" (2743)	37" (940) Dbl Tube Bi-Point	3
120" (3048)	37" (940) Dbl Tube Bi-Point	3
144" (3658)	37" (940) Dbl Tube Bi-Point	3

Note: Wood grain and Platinum vinyl edges are available as PVC Banded Edge only.



Double Tube Bi-Point  
84" (2134) Widths



Double Tube Bi-Point  
96" (2438) - 144" (3658) Widths

## Boat Conference Tables — Steel Bases

Depth at Ends	Dimensions		List Price			Catalog Number	Electrical	Top Color	Base Trim Color	Edge Color	Foot Trim Color
	Depth at Center	Width	Laminate	Grade	3						
<b>PVC Flat T-Molded Edge</b>											
33 <sup>1</sup> / <sub>4</sub> " (845)	42" (1067)	84" (2134)	\$1549	\$1602	\$1807	BT4284FTB2 BT4896FTB8 BT48120FTB7 BT48144FTB1 BT54108FTB8 BT60120FTB5 BT60144FTB0	NN No Cost No Electrical  EN + \$1010 Electrical	High-Pressure Laminate Color (See Surface Materials Page 8)	Standard Smooth Finish Only	See Surface Materials Page 7	K Charcoal Or Repeat Trim Color For Color Matched
38" (965)	48" (1219)	96" (2438)	2228	2281	2486						
38" (965)	48" (1219)	120" (3048)	2778	2845	3092						
38" (965)	48" (1219)	144" (3658)	3183	3267	3576						
42 <sup>7</sup> / <sub>8</sub> " (1089)	54" (1372)	108" (2743)	2422	2506	2815						
47 <sup>5</sup> / <sub>8</sub> " (1210)	60" (1524)	120" (3048)	3228	3338	3742						
47 <sup>5</sup> / <sub>8</sub> " (1210)	60" (1524)	144" (3658)	3390	3474	3783						
<b>PVC Banded Edge</b>											
33 <sup>1</sup> / <sub>4</sub> " (845)	42" (1067)	84" (2134)	\$1939	\$1992	\$2197	BT4284EB1 BT4896EB7 BT48120EB5 BT48144EB0 BT54108EB6 BT60120EB3 BT60144EB8					
38" (965)	48" (1219)	96" (2438)	2422	2475	2680						
38" (965)	48" (1219)	120" (3048)	3166	3233	3480						
38" (965)	48" (1219)	144" (3658)	3570	3654	3963						
42 <sup>7</sup> / <sub>8</sub> " (1089)	54" (1372)	108" (2743)	2809	2893	3202						
47 <sup>5</sup> / <sub>8</sub> " (1210)	60" (1524)	120" (3048)	3714	3824	4228						
47 <sup>5</sup> / <sub>8</sub> " (1210)	60" (1524)	144" (3658)	4200	4310	4714						

Build your complete Part Number here:

Sample Part Number:

Total Cost \$2422 =

-----	--	---	-	-	-
BT4896EB7	.NN	.J46	.Y	.K	.Y
\$2422	+	N/C	+	N/C	+
		N/C		N/C	
		N/C		N/C	
		N/C		N/C	
		N/C		N/C	

Shaded items require an extended Lead Time.

## RACETRACK CONFERENCE TABLES

Each table has a high-pressure laminate top with either PVC Flat T-Molded or PVC Banded Edge. Optional power is available on all Racetrack Tables. The table comes with two pre-cut mounting locations that will fit the pop-up module.

Shipped ready to assemble. Racetrack table tops 96" (2438)- and 120" (3048)-wide are shipped in two pieces, and 144" (3658)-wide in three pieces.

## Steel Bases

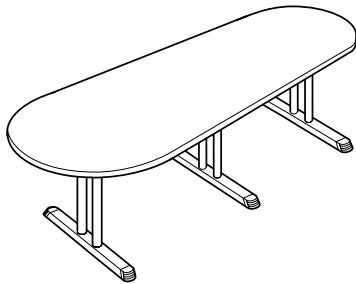
Tables are 29" (737)-high. Tables have the following type and quantity of steel base supports:

Table Width	Support	Quantity
96" (2438)	37" (940) Dbl Tube Bi-Point	3
120" (3048)	37" (940) Dbl Tube Bi-Point	3
144" (3658)	37" (940) Dbl Tube Bi-Point	3

Note: Wood grain and Platinum vinyl edges are available as PVC Banded Edge only.

## Racetrack Conference Tables — Steel Bases

Dimensions Depth      Width	List Price Laminate Grade			Catalog Number	Electrical	Top Color	Base Trim Color	Edge Color	Foot Trim Color	
	1	2	3							
<b>PVC Flat T-Molded Edge</b>										
48" (1219)    96" (2438)	\$2244	\$2297	\$2502	<b>RTK4896FTB1</b>	<b>NN</b> No Electrical	High-Pressure Laminate Color (See Surface Materials Page 8)	<b>Standard Smooth Finish Only</b>	See Surface Materials Page 7	<b>K</b> Charcoal Or Repeat Trim Color For Color Matched	
48" (1219)    120" (3048)	2745	2829	3138	<b>RTK48120FTB1</b>						
48" (1219)    144" (3658)	3069	3153	3462	<b>RTK48144FTB2</b>						
60" (1524)    96" (2438)	\$2907	\$2974	\$3221	<b>RTK6096FTB9</b>	<b>EN</b> + \$1010 Electrical		See Surface Materials Page 7			
60" (1524)    120" (3048)	3069	3179	3583	<b>RTK60120FTB7</b>						
60" (1524)    144" (3658)	3390	3474	3783	<b>RTK60144FTB1</b>						
<b>PVC Banded Edge</b>										
48" (1219)    96" (2438)	\$3069	\$3122	\$3327	<b>RTK4896EB0</b>						
48" (1219)    120" (3048)	3228	3312	3621	<b>RTK48120EB3</b>						
48" (1219)    144" (3658)	3553	3637	3946	<b>RTK48144EB9</b>						
60" (1524)    96" (2438)	\$3228	\$3295	\$3542	<b>RTK6096EB7</b>						
60" (1524)    120" (3048)	3714	3824	4228	<b>RTK60120EB0</b>						
60" (1524)    144" (3658)	4200	4310	4714	<b>RTK60144EB6</b>						
<b>Build your complete Part Number here:</b>					---	--	---	-	-	-



Shaded items require an extended Lead Time.

Sample Part Number:

<b>RTK6096FTB9</b>	<b>.EN</b>	<b>.J46</b>	<b>.Y</b>	<b>.I</b>	<b>.Y</b>
--------------------	------------	-------------	-----------	-----------	-----------

Total Cost \$3917 =

\$2907	+	\$1010	+	N/C	+	N/C	+	N/C	+	N/C
--------	---	--------	---	-----	---	-----	---	-----	---	-----

## RECTANGULAR CONFERENCE TABLES

Each table has a high-pressure laminate top with either PVC Flat T-Molded or PVC Banded Edge. Optional power is available on all Rectangular Tables 96" (2438) in width and longer. The table comes with two pre-cut mounting locations that will fit the pop-up module.

Shipped ready to assemble. Rectangular table tops 60" (1524)- to 96" (2438)-wide are shipped in one piece, 120" (3048)-wide in two pieces, and 144" (3658)-wide in three pieces.

Tables are 29" (737)-high.

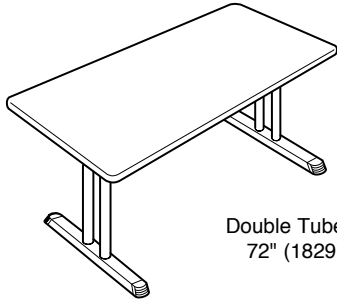
## Steel Bases

Tables have the following type and quantity of steel base supports:

Table Size	Support	Quantity
48"x72"(1219x1829)	37" (940) Dbl Tube Bi-Point	2

**Note:** Wood grain and Platinum vinyl edges are available as PVC Banded Edge only.

### Rectangular Conference Tables – Steel Bases

Dimensions Depth	Width	List Price Laminate Grade			Catalog Number	Electrical	Top Color	Base Trim Color	Edge Color	Foot Trim Color	
		1	2	3							
<b>PVC Flat T-Molded Edge</b>											
42" (1067)	72" (1829)	\$1389	\$1442	\$1647	RT4272FTB9	NN No Cost No Electrical	High- Pressure Laminate Color (See Surface Materials Page 8)	Stand- ard Smooth Finish Only See Surface Materials Page 7	See Surface Materials Page 7	K Charcoal Or Repeat Trim Color For Color Matched	
48" (1219)	60" (1524)	\$1582	\$1635	\$1840	RT4860FTB0						
48" (1219)	72" (1829)	1664	1717	1922	RT4872FTB2	EN + \$1010 Electrical					
48" (1219)	84" (2134)	1679	1732	1937	RT4884FTB4						
48" (1219)	96" (2438)	2261	2314	2519	RT4896FTB1						
48" (1219)	120" (3048)	2501	2568	2815	RT48120FTB0						
48" (1219)	144" (3658)	2745	2829	3138	RT48144FTB5						
60" (1524)	120" (3048)	\$2907	\$3017	\$3421	RT60120FTB9						
60" (1524)	144" (3658)	3311	3395	3704	RT60144FTB3						
 <p>Double Tube Bi-Point 72" (1829) Width</p>											
<p><b>Build your complete Part Number here:</b></p>						---	--	---	-	-	-

Sample Part Number:

RT4860FTB0	.NN	.553	.Y	.K	.Y
------------	-----	------	----	----	----

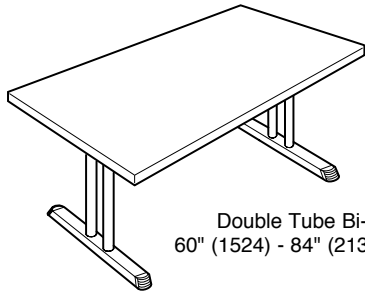
Total Cost \$1582 =

\$1582	+	N/C	+	N/C	+	N/C	+	N/C	+	N/C
--------	---	-----	---	-----	---	-----	---	-----	---	-----

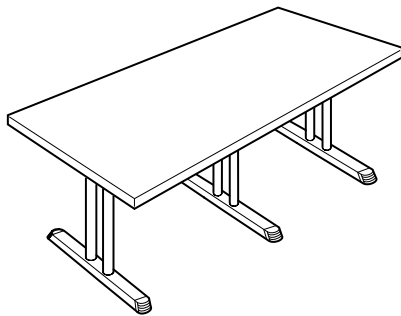
Table Size	Support	Quantity
48"x60"(1219x1524)	37" (940) Dbl Tube Bi-Point	2
48"x72"(1219x1829)	37" (940) Dbl Tube Bi-Point	2
48"x84"(1219x2134)	37" (940) Dbl Tube Bi-Point	2
48"x96"(1219x2438)	37" (940) Dbl Tube Bi-Point	3
48"x120"(1219x3048)	37" (940) Dbl Tube Bi-Point	3
48"x144"(1219x3658)	37" (940) Dbl Tube Bi-Point	3
60"x120"(1524x3048)	37" (940) Dbl Tube Bi-Point	3
60"x144"(1524x3658)	37" (940) Dbl Tube Bi-Point	3

## Rectangular Conference Tables – Steel Bases, Continued

Dimensions Depth Width	List Price Laminate Grade			Catalog Number	Electrical	Top Color	Base Trim Color	Edge Color	Foot Trim Color
	1	2	3						
<b>PVC Banded Edge</b>									
42" (1067) 72" (1829)	\$1486	\$1539	\$1744	RT4272EB8	<b>NN</b> No Electrical  <b>EN</b> + \$1010 Electrical	High- Pressure Laminate Color (See Surface Materials Page 8)	<b>Standard                      Smooth                      Finish                      Only</b>  See Surface Materials Page 7	See Surface Materials Page 7	<b>K</b> Charcoal Or Repeat Trim Color For Color Matched
48" (1219) 60" (1524)	\$1614	\$1667	\$1872	RT4860EB9					
48" (1219) 72" (1829)	1697	1750	1955	RT4872EB6					
48" (1219) 84" (2134)	1710	1763	1968	RT4884EB3					
48" (1219) 96" (2438)	2308	2361	2566	RT4896EB0					
48" (1219) 120" (3048)	2954	3021	3268	RT48120EB9					
48" (1219) 144" (3658)	3294	3378	3687	RT48144EB3					
60" (1524) 120" (3048)	\$2974	\$3084	\$3488	RT60120EB7					
60" (1524) 144" (3658)	3424	3534	3938	RT60144EB1					
Build your complete Part Number here: _____					---	---	---	-	-



Double Tube Bi-Point  
60" (1524) - 84" (2134) Widths



Double Tube Bi-Point  
96" (2438) - 144" (3658) Widths

Sample Part Number:

RT4860EB9	.NN	.553	.Y	.A	.Y
-----------	-----	------	----	----	----

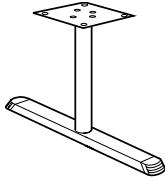
Total Cost \$1614 =

\$1614	+	N/C	+	N/C	+	N/C	+	N/C	+	N/C
--------	---	-----	---	-----	---	-----	---	-----	---	-----

## Steel Bases

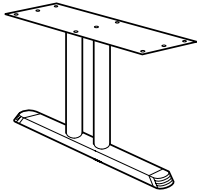
Steel bases are available for retrofit installation beneath existing table tops. Bases are 27<sup>7/8</sup>" (708)-high. Steel 4-Point Base shipped ready to assemble.

When attaching this base to a table top not supplied by Trendway, it is the customer's responsibility to provide adequate number of base supports and install according to provided installation instructions.



### Steel Base, Bi-Point

Table Size	Bases Required	Base Width	List Price	Catalog Number	Base Trim Color	Foot Trim Color
24" x 48" (610x1219) Rectangular	2	20" (508)	\$355	SICBPB20	Standard Smooth Finish Only See Surface Materials Page 7	K Charcoal Or Repeat Trim Color For Color Matched
24" x 60" (610x1524) Rectangular	2	20" (508)				
24" x 72" (610x1829) Rectangular	2	20" (508)				
30" x 60" (762x1524) Boat	2	26" (660)	\$348	SICBPB26		
30" x 48" (762x1219) Rectangular	2	26" (660)				
30" x 54" (762x1372) Rectangular	2	26" (660)				
30" x 60" (762x1524) Rectangular	2	26" (660)				
30" x 72" (762x1829) Rectangular	2	26" (660)				
36" x 72" (914x1829) Boat	2	31" (787)	\$399	SICBPB31		
42" x 84" (1067x2134) Boat	2	31" (787)				
36" x 48" (914x1219) Rectangular	2	31" (787)				
36" x 60" (914x1524) Rectangular	2	31" (787)				
36" x 72" (914x1829) Rectangular	2	31" (787)				
36" x 96" (914x2438) Rectangular	3	31" (787)				
42" x 72" (1067x1829) Rectangular	2	31" (787)				



### Steel Base, Double Tube Bi-Point

Table Size	Bases Required	Base Width	List Price	Catalog Number
48" x 96" (1219x2438) Boat	3	37" (940)	\$551	SICDBPB37
48" x 120" (1219x3048) Boat	3	37" (940)		
48" x 144" (1219x2743) Boat	3	37" (940)		
54" x 108" (1372x2743) Boat	3	37" (940)		
60" x 120" (1529x3048) Boat	3	37" (940)		
60" x 144" (1529x3658) Boat	3	37" (940)		
48" x 60" (1219x1524) Rectangular	2	37" (940)		
48" x 72" (1219x1829) Rectangular	2	37" (940)		
48" x 84" (1219x2134) Rectangular	2	37" (940)		
48" x 96" (1219x2438) Rectangular	3	37" (940)		
48" x 120" (1219x3048) Rectangular	3	37" (940)		
48" x 144" (1219x3658) Rectangular	3	37" (940)		
60" x 120" (1529x3048) Rectangular	3	37" (940)		
60" x 144" (1529x3658) Rectangular	3	37" (940)		
48" x 96" (1219x2438) Racetrack	3	37" (940)		
48" x 120" (1219x3048) Racetrack	3	37" (940)		
48" x 144" (1219x3658) Racetrack	3	37" (940)		
60" x 96" (1529x2438) Racetrack	3	37" (940)		
60" x 120" (1529x3048) Racetrack	3	37" (940)		
60" x 144" (1529x3658) Racetrack	3	37" (940)		

Build your complete Part Number here:

_____	_____	_____
-------	-------	-------

Sample Part Number:

SICBPB20	.Y	.K
----------	----	----

Total Cost \$355 =

\$355	+	N/C	+	N/C
-------	---	-----	---	-----

## Conference Tables

### Intrinsic

<hr/>	
<i>Overview</i> .....	138
<hr/>	
<i>Standard Edge</i>	
<i>Racetrack</i> .....	139
<i>Rectangular</i> .....	140
<hr/>	
<i>Executive Edge</i>	
<i>Racetrack</i> .....	141
<i>Rectangular</i> .....	142

## Intrinsic Conference Tables

The standard 1" Intrinsic Conference Table top is surfaced with Thermofused Laminate. Executive Tables are 1.5" thick with a High Pressure Laminate top. All tables have a PVC flat banded edge. Executive Tops have a Fluted edge option. Tops are either round or square in shape.

Intrinsic Tables offer three base style options. One is constructed of laminate material, two are steel with a powder coat finish. The laminate base is X-shaped. Column Leg Tables have four 4" diameter column legs. Disc Bases have a 4" column and are available for Round or Square table tops in standard or Café Height.

The finished height for the Standard top Table is 28 ¾" (730") high. The finished height for the Executive top is 29 ¼" (743).

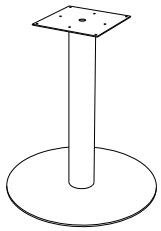
### Grain Direction

Single piece tops – grain direction runs parallel to the length.  
 Multiple piece tops – grain direction runs perpendicular to the length.

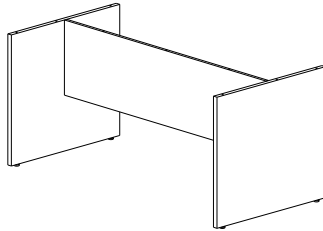
## Table Tops

Tables	Table Top Edge Detail		
	PVC	Flat	Fluted
<b>Standard Top</b>			
Racetrack	X	X	
Rectangle	X	X	
<b>Executive Top</b>			
Racetrack	X	X	X
Rectangle	X	X	X

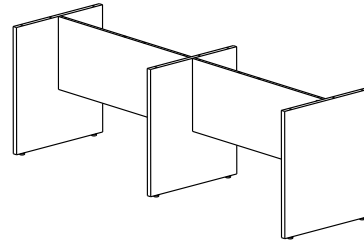
## Table Bases




Round Disc-Base



Laminate Base  
Tables 96" or Less in Width



Laminate Base  
Tables 120" or 144" in Width



Column Base

## Seating Capacity

Trendway Tables have the following suggested seating capacities:

	Table Size	Seating Capacity
<b>Racetrack</b>	36x72	6
	48x72	6
	48x96	6
	48x120	10
	48x144	10
	60x96	8
<b>Rectangular</b>	36x72	6
	48x72	6
	48x96	8
	48x120	10
	48x144	10
	60x96	8

## TABLE WEIGHT LIMITS

Tables with the recommended base/top size combination can support a maximum of 1.5 lb. for each inch of perimeter, evenly distributed.

### WARNING:

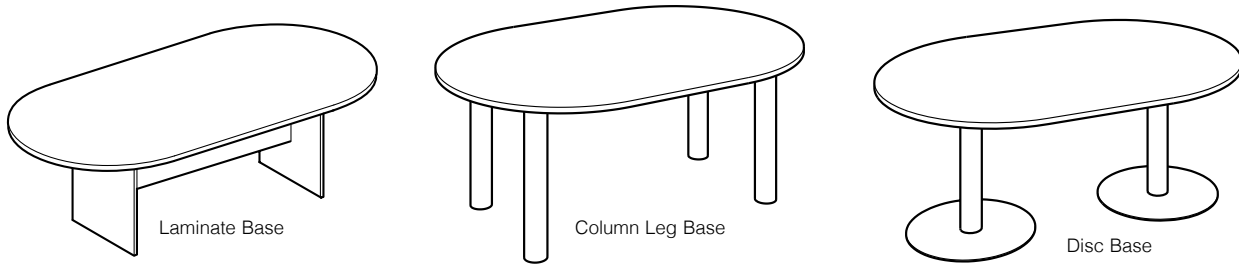
**Failure to observe the recommended practices, such as loading beyond listed weight limits, will result in unsafe usage conditions and may result in bodily injury or failure of other components.**

**Any modification to Trendway product will change the criteria referenced above. Trendway will not honor the product warranty if modifications are made to the product or if the capacities referenced are exceeded.**

## Tables - Standard Edge

All Intrinsic Racetrack tables 96" or less in width have one piece tops, and all tables greater than 96" in width have three piece tops.

Laminate Base Tables, 120" or 144" in width, will have a base with three supporting legs.



### Intrinsic Racetrack Tables – Laminate Base

Dimensions Depth	Width	List Price Thermofused Grade		Catalog Number	Top Color	Top Edge Color	Laminate Base Color
		1	2				
36" (914)	72" (1829)	\$1599	\$1693	ZFR TT3672	Thermo- fused Laminate	Thermo- fused Laminate	See Surface Materials Page 7
48" (1219)	72" (1829)	1311	1405	ZFR TT4872			
48" (1219)	96" (2438)	1768	1893	ZFR TT4896			
60" (1524)	96" (2438)	1747	1872	ZFR TT6096			
48" (1219)	120" (3048)	2565	2745	ZFR TT48120			
48" (1219)	144" (3658)	2699	2879	ZFR TT48144			

### Intrinsic Racetrack Tables – Column Leg Base

Dimensions Depth	Width	Qty. of Column Legs	List Price Thermofused Grade		Catalog Number	Steel Base Color
			1	2		
36" (914)	72" (1829)	4	\$1854	\$1924	ZFR TT3672CLM	Standard Finish No Cost
48" (1219)	72" (1829)	4	1884	1954	ZFR TT4872CLM	
48" (1219)	96" (2438)	4	2182	2252	ZFR TT4896CLM	
60" (1524)	96" (2438)	4	2404	2474	ZFR TT6096CLM	
48" (1219)	120" (3048)	6	3304	3429	ZFR TT48120CLM	
48" (1219)	144" (3658)	6	3438	3563	ZFR TT48144CLM	

### Intrinsic Racetrack Tables – Disc Base

Dimensions Depth	Width	Qty. of Disc Base	Disc Base Dia.	List Price Thermofused Grade		Catalog Number	Steel Base Color
				1	2		
36" (914)	72" (1829)	2	18" (457)	\$1963	\$2033	ZFR TT3672DSK	Standard Finish No Cost
48" (1219)	72" (1829)	2	28" (711)	2494	2564	ZFR TT4872DSK	
48" (1219)	96" (2438)	2	28" (711)	2565	2635	ZFR TT4896DSK	
48" (1219)	120" (3048)	3	28" (711)	4000	4125	ZFR TT48120DSK	
48" (1219)	144" (3658)	3	28" (711)	4137	4262	ZFR TT48144DSK	

Build your complete  
Part Number here:

Sample  
Part Number:

Total Cost \$2182 =

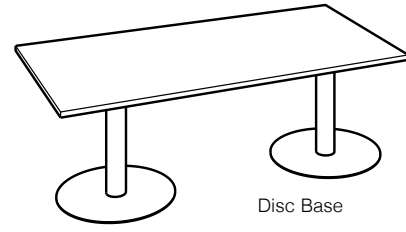
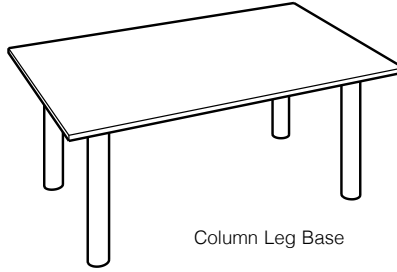
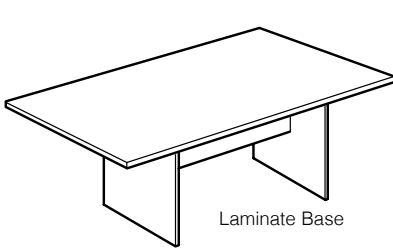
ZFR TT4896CLM	.XZ3	.XZ4	.XZ3
\$2182	+	N/C	+
		N/C	+
			N/C



## Tables - Standard Edge

All Intrinsic Rectangular tables 96" or less in width have one piece tops, and all tables greater than 96" in width have three piece tops.

Laminate Base Tables, 120" or 144" in width, will have a base with three supporting legs.



### Intrinsic Rectangular Tables – Laminate Base

Dimensions		List Price Thermofused Grade		Catalog Number	Top Color	Top Edge Color	Laminate Base Color
Depth	Width	1	2				
36" (914)	72" (1829)	\$ 1195	\$1289	ZFRECT3672	Thermo-fused Laminate See Surface Materials Page 8	Thermo-fused Laminate See Surface Materials Page 8	See Surface Materials Page 7  Base edge will match laminate base color
48" (1219)	72" (1829)	1265	1359	ZFRECT4872			
48" (1219)	96" (2438)	1469	1594	ZFRECT4896			
60" (1524)	96" (2438)	1611	1736	ZFRECT6096			
48" (1219)	120" (3048)	2448	2616	ZFRECT48120			
48" (1219)	144" (3658)	2592	2711	ZFRECT48144			

### Intrinsic Rectangular Tables – Column Leg Base

Dimensions		Qty. of Column Legs	List Price Thermofused Grade		Catalog Number	Steel Base Color
Depth	Width		1	2		
36" (914)	72" (1829)	4	\$1771	\$1821	ZFRECT3672CLM	Standard Finish No Cost  Premium Finish +\$63 4 Legs +\$94 6 Legs  See Surface Materials Page 7
48" (1219)	72" (1829)	4	1839	1889	ZFRECT4872CLM	
48" (1219)	96" (2438)	4	2043	2113	ZFRECT4896CLM	
60" (1524)	96" (2438)	4	2268	2338	ZFRECT6096CLM	
48" (1219)	120" (3048)	6	3185	3310	ZFRECT48120CLM	
48" (1219)	144" (3658)	6	3329	3454	ZFRECT48144CLM	

### Intrinsic Rectangular Tables – Disc Base

Dimensions		Qty. of Disc Base	Disc Base Dia.	List Price Thermofused Grade		Catalog Number	Steel Base Color
Depth	Width			1	2		
36" (914)	72" (1829)	2	18" (457)	\$1879	\$1929	ZFRECT3672DSK	Standard Finish No Cost  Premium Finish +\$66 2 Disc Bases +\$97 3 Disc Bases  See Surface Materials Page 7
48" (1219)	72" (1829)	2	28" (711)	2223	2273	ZFRECT4872DSK	
48" (1219)	96" (2438)	2	28" (711)	2426	2496	ZFRECT4896DSK	
48" (1219)	120" (3048)	3	28" (711)	3884	4009	ZFRECT48120DSK	
48" (1219)	144" (3658)	3	28" (711)	4028	4153	ZFRECT48144DSK	

Build your complete Part Number here: \_\_\_\_\_

Sample Part Number: \_\_\_\_\_

ZFRECT48120

.XZ3

.XZ4

.XZ3

Total Cost \$2448 =

\$2448

+

N/C

+

N/C

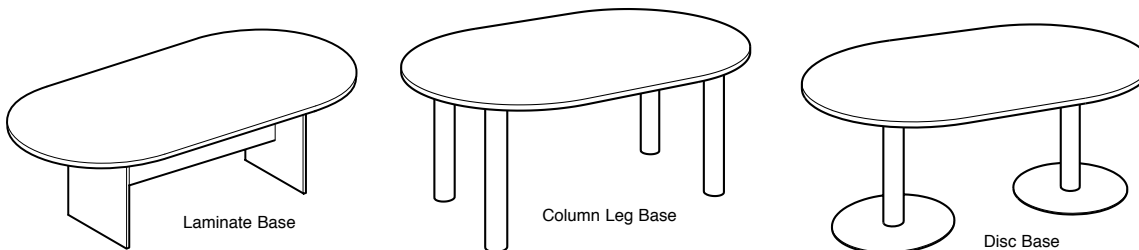
+

N/C

## Tables - Executive Edge

All Intrinsic Executive Racetrack tables 96" or less in width have one piece tops, and all tables greater than 96" in width have three piece tops.

Laminate Base Tables, 120" or 144" in width, will have a base with three supporting legs.



### Intrinsic Executive Racetrack Tables – Laminate Base

Dimensions Depth	Width	List Price Thermofused Grade		Catalog Number	Edge Detail	Top Color	Top Edge Color	Laminate Base Color
		1	2					
36" (914)	72" (1829)	\$1970	\$2180	ZEFRTT3672	XS No Cost Flat	Thermo- fused Laminate	Thermo- fused Laminate	See Surface Materials Page 7
48" (1219)	72" (1829)	2351	2561	ZEFRTT4872				
48" (1219)	96" (2438)	3080	3319	ZEFRTT4896				
60" (1524)	96" (2438)	3654	3955	ZEFRTT6096				
48" (1219)	120" (3048)	3938	4587	ZEFRTT48120				
48" (1219)	144" (3658)	4211	4860	ZEFRTT48144				
					XF + \$27 Fluted	See Surface Materials Page 8	See Surface Materials Page 8	Base edge will match laminate base color

### Intrinsic Executive Racetrack Tables – Column Leg Base

Dimensions Depth	Width	Qty. of Column Legs	List Price Thermofused Grade		Catalog Number	Steel Base Color
			1	2		
36" (914)	72" (1829)	4	\$3063	\$3243	ZEFRTT3672CLM	Standard Finish No Cost
48" (1219)	72" (1829)	4	3708	3888	ZEFRTT4872CLM	
48" (1219)	96" (2438)	4	4037	4276	ZEFRTT4896CLM	
60" (1524)	96" (2438)	4	4348	4612	ZEFRTT6096CLM	
48" (1219)	120" (3048)	6	4649	5201	ZEFRTT48120CLM	
48" (1219)	144" (3658)	6	5168	5768	ZEFRTT48144CLM	
						Premium Finish +\$63 4 Legs +\$94 6 Legs See Surface Materials Page 7

### Intrinsic Executive Racetrack Tables – Disc Base

Dimensions Depth	Width	Qty. of Disc Base	Disc Base Dia.	List Price Thermofused Grade		Catalog Number	Steel Base Color
				1	2		
36" (914)	72" (1829)	2	18" (457)	\$2843	\$3023	ZEFRTT3672DSK	Standard Finish No Cost
48" (1219)	72" (1829)	2	28" (711)	3775	3955	ZEFRTT4872DSK	
48" (1219)	96" (2438)	2	28" (711)	4277	4516	ZEFRTT4896DSK	
48" (1219)	120" (3048)	3	28" (711)	4731	5283	ZEFRTT48120DSK	
48" (1219)	144" (3658)	3	28" (711)	5278	5878	ZEFRTT48144DSK	

Build your complete  
Part Number here:

Sample  
Part Number:

Total Cost \$4064 =

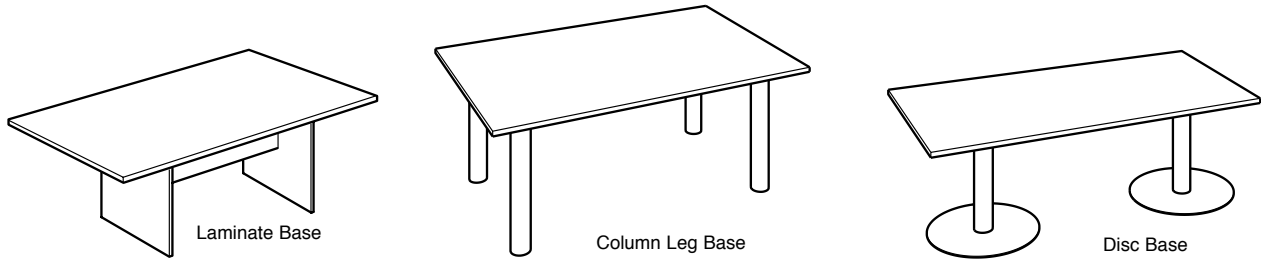
ZEFRTT4896CLM	.XF	.XZ3	.XZ4	.XZ3
\$4037	+\$27	N/C	N/C	N/C

Overview & Order Information  
Statement of Line  
Surface Materials  
Training Tables  
Height Adjustable Tables & Screens  
Collaborative, Café & Occasional Tables  
Conference & Training Room Components  
Terms, Policies & Index

## Tables - Executive Edge

All Intrinsic Executive Rectangular tables 96" or less in width have one piece tops, and all tables greater than 96" in width have three piece tops.

Laminate Base Tables, 120" or 144" in width, will have a base with three supporting legs.



### Intrinsic Executive Rectangular Tables – Laminate Base

Dimensions		List Price Thermofused Grade		Catalog Number	Edge Detail	Top Color	Top Edge Color	Laminate Base Color
Depth	Width	1	2					
36" (914)	72" (1829)	\$1996	\$2206	ZEFRECT3672	XS No Cost Flat	Thermo-fused Laminate	Thermo-fused Laminate	See Surface Materials Page 7
48" (1219)	72" (1829)	2099	2309	ZEFRECT4872				
48" (1219)	96" (2438)	2652	2953	ZEFRECT4896				
60" (1524)	96" (2438)	2778	3079	ZEFRECT6096				
48" (1219)	120" (3048)	3811	4346	ZEFRECT48120				
48" (1219)	144" (3658)	4240	4889	ZEFRECT48144				
					XF + \$27 Fluted	See Surface Materials Page 8	See Surface Materials Page 8	Base edge will match laminate base color

### Intrinsic Executive Rectangular Tables – Column Leg Base

Dimensions			Qty. of Column Legs	List Price Thermofused Grade		Catalog Number	Steel Base Color
Depth	Width			1	2		
36" (914)	72" (1829)		4	\$2193	\$2373	ZEFRECT3672CLM	Standard Finish No Cost  Premium Finish +\$63 4 Legs  +\$94 6 Legs  See Surface Materials Page 7
48" (1219)	72" (1829)		4	2270	2450	ZEFRECT4872CLM	
48" (1219)	96" (2438)		4	4136	4400	ZEFRECT4896CLM	
60" (1524)	96" (2438)		4	4371	4635	ZEFRECT6096CLM	
48" (1219)	120" (3048)		6	4539	5019	ZEFRECT48120CLM	
48" (1219)	144" (3658)		6	5053	5653	ZEFRECT48144CLM	

### Intrinsic Executive Rectangular Tables – Disc Base

Dimensions		Qty. of Disc Base	Disc Base Dia.	List Price Thermofused Grade		Catalog Number	Steel Base Color
Depth	Width			1	2		
36" (914)	72" (1829)	2	18" (457)	\$2062	\$2242	ZEFRECT3672DSK	Standard Finish No Cost  Premium Finish +\$66 2 Disc Bases  +\$97 3 Disc Bases  See Surface Materials Page 7
48" (1219)	72" (1829)	2	28" (711)	2878	3058	ZEFRECT4872DSK	
48" (1219)	96" (2438)	2	28" (711)	4188	4452	ZEFRECT4896DSK	
48" (1219)	120" (3048)	3	28" (711)	4562	5042	ZEFRECT48120DSK	
48" (1219)	144" (3658)	3	28" (711)	4983	5583	ZEFRECT48144DSK	

Build your complete Part Number here: \_\_\_\_\_

Sample Part Number: ZEFRECT4896CLM .XS .XZ3 .XZ4 .XZ3

Total Cost \$4136 =

\$4136 + N/C + N/C + N/C + N/C

## Conference Tables

### Trig

<i>Overview</i> .....	144
<i>Rectangular</i> .....	145

## Trig Conference Tables


Trig Collaborative Tables have rectangular Thermofused laminate tops with a PVC edge band. The base consists of four or six 4" x 4" square powder-coated steel legs. Tables 72"-96" wide will have 4 legs and tables 120"-144" will have 6 legs. The table comes standard with glides.

The finished height of the table is 28 ¾" (730)

## Grain Direction

Single piece tops – grain direction runs parallel to the length.  
Multiple piece tops – grain direction runs perpendicular to the length

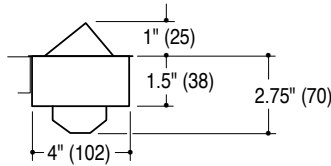
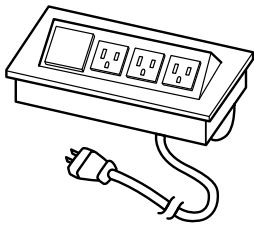
## Table Base



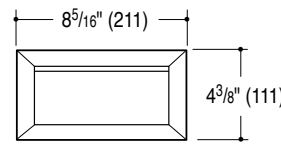
## Electrical

Trig Conference Tables:

The pop-up power/data module for the Conference Tables is made of clear anodized aluminum. Conference Tables that are 72" (1829) wide have one optional electrical pop up centered on the table; tables that are 96" (2438) and wider can be outfitted with two optional electrical pop-up modules. The pop-up module has 3 power receptacles and 1 data opening. Each receptacle is rated for 15 amps. When specified, the table ships with a pre-cut mounting location for the pop-up module. A 6' power cord is included. The pop-up module is field installed.

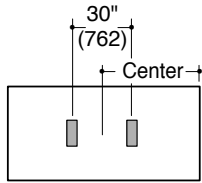


Side View

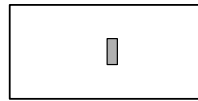


Top View

Pop-up Module Locations:



Rectangular Conference Table 96" (2438) and Wider



Rectangular Conference Table 72" (1819)

## Seating Capacity

Trendway Tables have the following suggested seating capacities:

Table Size	Seating Capacity
Rectangular 36x72	6
42x72	6
48x72	6
48x96	8
48x120	10
48x144	10

## TABLE WEIGHT LIMITS

Tables with the recommended base/top size combination can support a maximum of 1.5 lb. for each inch of perimeter, evenly distributed.

## WARNING:

Failure to observe the recommended practices, such as loading beyond listed weight limits, will result in unsafe usage conditions and may result in bodily injury or failure of other components.

Any modification to Trendway product will change the criteria referenced above. Trendway will not honor the product warranty if modifications are made to the product or if the capacities referenced are exceeded.

## Tables

Trig Tables are shipped complete with a 1"-thick Thermofused Laminate top and 3mm vinyl edge band. Shipped ready to assemble.

## Rectangular Conference Tables

Trig Rectangular Conference Table tops 72" - 96" wide are shipped in one piece, and tops 120" - 144" wide are shipped in three pieces. Trig Rectangular Conference Tables come with 4"-square legs and all necessary hardware.

The pop-up power/data module for the Rectangular Conference Table is made of clear anodized aluminum. Conference tables that are 96" (2438) and wider have two electrical pop-up modules. The pop-up module has 3 power receptacles and 1 data opening. Each receptacle is rated for 15 amps. A 6' power cord is included.

### Trig Rectangular Conference Table

Depth	Dimensions		List Price		Catalog Number	Electrical	Top Color	Top Edge Color	Leg Trim Color
	Width	Height	1	2					
36" (914)	72" (1829)	28 <sup>3/4</sup> " (730)	\$1783	\$1833	TRGRECT3672SL	NN	Thermo-fused Laminate (See Surface Materials Page 8)	Thermo-fused Laminate (See Surface Materials Page 8)	Standard Finish No Cost
42" (1067)	72" (1829)	28 <sup>3/4</sup> " (730)	1852	1902	TRGRECT4272SL	No Cost			
48" (1219)	72" (1829)	28 <sup>3/4</sup> " (730)	1921	1971	TRGRECT4872SL	No Electrical			
48" (1219)	96" (2438)	28 <sup>3/4</sup> " (730)	2060	2130	TRGRECT4896SL				
48" (1219)	120" (3048)	28 <sup>3/4</sup> " (730)	3208	3302	TRGRECT48120SL	EN			
48" (1219)	144" (3658)	28 <sup>3/4</sup> " (730)	3353	3447	TRGRECT48144SL	Electrical			
						72" Width + \$524			Premium Finish + \$36
						96"-144" Width + \$1050			(See Surface Materials Page 7)
Build your complete Part Number here:					-----	--	--	--	--



Sample Part Number:

TRGRECT3672SL	.EN	.XZ1	.XZ4	N/A
---------------	-----	------	------	-----

Total Cost \$2307 =

\$1783	+	\$524	+	N/C	+	N/C	+	N/C
--------	---	-------	---	-----	---	-----	---	-----

# NOTES

Overview &  
Order Information

Statement  
of Line

Surface  
Materials

Training  
Tables

Height  
Adjustable  
Tables & Screens

Collaborative,  
Café & Occasional  
Tables

Conference  
Tables

Conference &  
Training Room  
Components

Terms, Policies  
& Index

## Conference & Training Room Components

<i>Presentation/Marker Board Cabinet</i> .....	148
<i>Mobile Media Cart</i> .....	149
<i>Lectern</i> .....	150



## Presentation/Marker Board Cabinet

The Intrinsic Presentation/Marker Board Cabinet includes marker board, two side-opening hinged doors, marker stop rail and mounting hardware to accommodate most installation applications.

Optional accessories include black fabric wrapped tackboards.

Note: The back of the unit is recessed to eliminate visibility of the wall mount brackets.

Note: The unit includes mounting brackets to accommodate most installation applications. It is the responsibility of the dealer or installer to obtain any additional fasteners that may be needed to safely attach the unit to the wall.

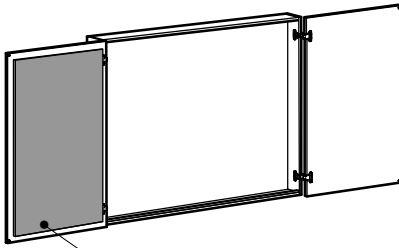
Note: The Marker Board is non-magnetic High-Pressure Laminate.

## Tackboards for Presentation/Marker Board Cabinet

Tackboards can be mounted on the inside of the Presentation/Marker Board Cabinet doors. The tackboard has a tackable panel fabric front with velcro attachment tabs in the back.

Available with Anchorage, GEB Onyx fabric only.

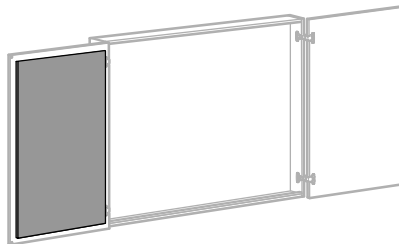
Note: The Tackboards for Presentation/Marker Board Cabinet are sold individually.



Shown with optional—  
Tackboard attached

### Intrinsic Presentation/Marker Board Cabinet

Depth	Dimensions Width	Height	List Price Thermofused Grade		Catalog Number	Unit Color
			1	2		
7" (178)	53 <sup>3/4</sup> " (1365)	40" (1016)	\$2434	\$2559	ZFMBC	Thermofused Laminate  See Surface Materials Page 8



### Tackboards for Presentation/Marker Board Cabinet

Depth	Dimensions Width	Height	List Price	Catalog Number
1/2" (13)	23 <sup>1/2</sup> " (597)	37 <sup>1/8</sup> " (943)	\$173	ZFMTB
Build your complete Part Number here:				---

Sample  
Part Number:

ZFMBC	.XZ3
-------	------

Total Cost \$2434 =

\$2434	+	N/C
--------	---	-----


## Intrinsic Mobile Media Cart

The Intrinsic Mobile Media Cart has two lockable hinged doors, one adjustable shelf behind the doors, one open storage shelf, wire management from top to base of unit and four locking casters. One Grommet is standard.

Shipped assembled.

When the key-alike lock option "T" is chosen a "disposable" core is assembled in the filing unit to temporarily secure the drawers and doors for transit. The "disposable" core must be field replaced with an Intrinsic Core/Key set in order

for the Intrinsic filing unit to lock. The Core/Key set (ZFLCK) must be ordered separately or by using the keying order form.



## Intrinsic Mobile Media Cart

Dimensions			List Price		Catalog Number	Pull Style	Unit Color	Top Color	Edge Color	Top Door Color	Lock
Depth	Width	Height	1	2							
24" (610)	36" (914)	36 <sup>5/8</sup> " (930)	\$2146	\$2271	ZFMMC	No Cost Applied L Classic E Stream-line AZ Designer MM Mod2 MD Modern	Thermo-fused Laminate See Surface Materials Page 8	Thermo-fused Laminate See Surface Materials Page 8	Thermo-fused Laminate See Surface Materials Page 8	Thermo-fused Laminate See Surface Materials Page 8 Door Edge will match door color	R No Cost Random *T Deduct \$-15 Key-Alike
Build your complete Part Number here:						---	---	---	---	---	-

Sample Part Number:

ZFMMC	.E	.XZ3	.XZ4	.XZ4	.XZ2	.R
-------	----	------	------	------	------	----

Total Cost \$2146 =

\$2146	+	N/C	+	N/C	+	N/C	+	N/C	+	N/C	+	N/C
--------	---	-----	---	-----	---	-----	---	-----	---	-----	---	-----

Overview & Order Information

Statement of Line

Surface Materials

Training Tables

Height Adjustable Tables & Screens

Collaborative, Café & Occasional Tables

Conference Tables

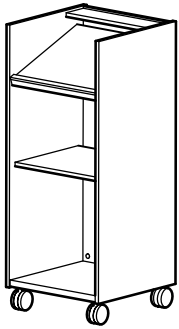
Conference & Training Room Components

Terms, Policies & Index

## Intrinsic Lectern

The Lectern features an angled stand with a pencil stop. A top shelf is provided above the angled stand, along with a fixed lower storage shelf, top-to-base cord management and four non-locking casters.

Shipped ready to assemble.



### Intrinsic Lectern

Dimensions Depth	Width	Height	List Price Thermofused Grade		Catalog Number	Unit Color
			1	2		
18" (457)	18" (457)	43 <sup>3</sup> / <sub>4</sub> " (1111)	\$ 990	\$ 1060	ZFLT	Thermofused Laminate  See Surface Materials Page 8
<b>Build your complete Part Number here:</b>					----	---

Sample  
Part Number:

ZFLT	.XZ4
------	------

Total Cost \$990 =

\$990	+	N/C
-------	---	-----

## Executive Mobile Media Cart

The Intrinsic Mobile Media Cart has two lockable hinged doors, one adjustable shelf behind the doors, one open storage shelf, wire management from top to base of unit and four locking casters. One Grommet is standard.


Shipped assembled.

Note: The Intrinsic Executive Mobile Media Cart has a 1 1/2" thick High-Pressure Laminate top.

When the key-alike lock option "T" is chosen a "disposable" core is assembled in the filing unit to temporarily secure the drawers and doors for transit. The "disposable" core must be field replaced with an Intrinsic Core/Key set in order for the Intrinsic filing unit to lock. The Core/Key set (ZFLCK) must be ordered separately or by using the keying order form.

### Intrinsic Executive Mobile Media Cart

Depth	Dimensions		List Price		Catalog Number	Edge Detail	Pull Style	Unit Color	Top Color	Top Edge Color	Door Color	Lock	
	Width	Height	1	2									
24" (610)	36" (914)	37 1/8" (943)	\$2446	\$2565	ZEFMMC	XS No Cost Flat  XF + \$27 Fluted	No Cost Applied  L Classic  E Stream-line  AZ Designer  MM Mod2  MD Modern	Thermo-fused Laminate  See Surface Materials Page 8	Thermo-fused Laminate  See Surface Materials Page 8	Thermo-fused Laminate  See Surface Materials Page 8	Thermo-fused Laminate  See Surface Materials Page 8  Door Edge will match door color	R No Cost Random  *T Deduct \$-15 Key-Alike	
Build your complete Part Number here:						---	--	-	---	---	---	---	-



Sample Part Number:

ZEFMMC	.XS	.E	.XZ3	.XZ4	.XZ4	.XZ2	.R
--------	-----	----	------	------	------	------	----

Total Cost \$2446 =

\$2446	+	N/C	+	N/C	+	N/C	+	N/C	+	N/C	+	N/C	+	N/C
--------	---	-----	---	-----	---	-----	---	-----	---	-----	---	-----	---	-----

**NOTES**

Overview &  
Order Information

Statement  
of Line

Surface  
Materials

Training  
Tables

Height  
Adjustable  
Tables & Screens

Collaborative,  
Café & Occasional  
Tables

Conference  
Tables

Conference &  
Training Room  
Components

Terms, Policies  
& Index

## Terms, Policies & Index

<i>Terms &amp; Policies</i> .....	154
<i>Index</i> .....	158

## 1. Prices

Prices shown in this price list are F.O.B. origin, freight prepaid, in the contiguous United States. Trendway Corporation reserves the right to change prices without notice. Trendway may implement price changes effective at time of shipment if shipping date is more than 120 days from date written order was received by Trendway.

Pricing for shipments outside the contiguous United States will be based on the port of departure. Freight will be prepaid to port of departure.

List prices include coverage of prepaid standard, Trendway-specified freight cost.

## 2. Order Placement

Trendway Corporation requires all orders to be submitted electronically via on-line order entry at [www.trenddealer.com](http://www.trenddealer.com), or in writing following Ordering Procedures on page 1. Trendway recommends using design software for larger projects which allows the dealer to design, specify, and enter an order more efficiently and accurately which will assure completeness and avoid errors and duplications. The Buyer assumes all responsibility for the correct content of any order which has been acknowledged.

## 3. Confirmation

Upon receiving an order, Trendway Corporation will send an acknowledgment with exact pricing information and scheduled shipping date. Orders can also be confirmed on-line at [www.trenddealer.com](http://www.trenddealer.com). Customer is responsible for checking acknowledgements to ensure that the order is correct. Order will be processed as acknowledged.

## 4. Lead Times

Trendway Corporation reserves the right to alter lead times as demand for products fluctuate. Stated lead times begin after a complete order is entered and scheduled. Shipments are subject to product availability. Special products and larger orders may extend lead times. Orders placed by dealers without a requested delivery date will be assigned a delivery date of 4 weeks for standard product orders and 6 weeks for custom product orders. Please contact your customer care representative for exact lead-times.

## 5. Buyer's Credit

If, in the judgment of Trendway, the financial condition of the Buyer at any time does not justify the terms specified, Trendway may at any time by notice to the Buyer require prepayment or other terms of payment differing from those specified in Section 8 or other satisfactory security to insure prompt payment of invoices.

## 6. Order Changes

To change an order, the customer must call Trendway Customer Care for order status. If approved, the customer must confirm the changes in writing to Trendway Corporation. Customer agrees to accept any and all charges involved in altering an order. This includes payment, determined by Trendway, for product already in production. Changes in orders also may result in delayed shipments.

## 7. Cancellation

All cancellations must be approved by Trendway Corporation. **Orders in production cannot be cancelled without incurring substantial or full purchase price.** Customers shall agree to accept any and all charges involved in the cancellation transaction, as determined by Trendway. Non-standard items may not be cancelled.

## 8. Terms of Sale

Terms of sale on all invoices to approved Trendway customers are Net 30 days from date of invoice. These terms may be changed at any time by Trendway Corporation based on credit rating information available on specific customers. Payment in advance may be requested at the discretion of Trendway without explanation.

## 9. Taxes

Prices listed do not include any federal, state, local, or other taxes. Purchaser agrees to pay or reimburse any such taxes that Trendway Corporation, Trendway Corporation subcontractors, or suppliers are required to pay. For shipments to AZ, CA, CO, DC, FL, GA, IL, IN, KS, MA, MI, MN, MS, NJ, NY, OH, PA, TX and Canada, add appropriate tax rate. All authorized dealers should ensure that a resale exemption certificate is on file with Trendway Corporation.

## 10. Past-Due Accounts

Past-due accounts will be charged 1.5% per month. This is an annual rate of 18% or the highest legal rate on the unpaid balance. The purchaser agrees to pay all collection agency fees, court costs, and/or reasonable attorney fees incurred by Trendway in the collection of past-due balances.

## 11. Customer's Own Material (COM)

The Trendway COM program allows customers to use special materials. By complying with the COM testing for manufacturability procedure in the steps below, Trendway will be able to identify if your material is appropriate for application to the products you specify.

To comply with the COM process, please follow these steps:

1. Select the COM material.
2. Check first with [www.trenddealer.com/COMLibrary](http://www.trenddealer.com/COMLibrary), to determine if this material has already passed testing for manufacturability on the intended product.
3. If the material is pre-approved in the COM Library, customer must submit a *COM Order Submission Form* (available from Trendway Customer Care Representative).
4. If the material requested is not in the COM Library, customer must submit a *COM test request* on-line at [www.trenddealer.com](http://www.trenddealer.com), send a sample of the COM material (see Test Yardage Requirements below), and include a list of Trendway product numbers designated for the COM application. Material sample should include pattern name, pattern number and color, manufacturer, direction material should be applied, and Control number from the COM Request Form automated e-mail response.

5. Ship COM samples to:

U.S. Mail and UPS, FedEx Shipment:

Trendway Corporation  
13467 Quincy Street  
Holland, MI 49424  
Attn: COM Request

6. You will be notified within five working days of receiving the material sample by Trendway, whether your COM has been approved or disapproved for application.

NOTE: All COM applications are priced at Grade 1 or Grade A.

If Buyer desires to use his own material in the production of Trendway's products, it is necessary to obtain the prior written consent of Trendway. Material provided by the Buyer shall be shipped to seller, freight prepaid, and all risk of loss or damage shall remain with Buyer. Buyer must assume

responsibility for any spoilage that takes place in the course of processing or during transportation. Buyer hereby holds Trendway harmless against any and all claims for loss, liability, injury, or damage arising from use of customer material; and Buyer takes full responsibility for performance and quality of customer material. Buyer should also be aware that Buyer-furnished materials will not qualify for UL Listings and may not meet fire codes. Please discuss specific concerns and special needs with Trendway Customer Care PRIOR to placing your order.

## 11a. Custom Color

Trendway's Custom Color program allows the customer to specify their own color or stain on many of Trendway's products. See [www.trenddealer.com](http://www.trenddealer.com) for product availability, individual product guidelines and lead times. Set up fees and lead times are product specific and will vary.

To request a Custom Color or Stain:

- Complete a Custom Color Request form (available on [www.trenddealer.com](http://www.trenddealer.com)).
- Send request form along with two 2"x3" samples to Trendway Customer Care Color Coordinator.
- After the receipt of the request, Trendway will provide customer with one color sample.
- If approved, Dealer or customer completes custom color form, providing the custom match color number on the back of the sample, signs, and returns by fax or mail to Custom Color Coordinator.
- Samples will be matched under cool white florescent lighting. All orders processed under the Custom Color program will be manufactured within commercially acceptable tolerances.
- If applicable, dealer will be sent an invoice for \$250 color matching fee per customer, per color. See Custom Color Request form for details.

## 12. Special Product

When Trendway purchases special surface materials (i.e., fabrics and laminates) at the request of the customer, the customer takes full responsibility for the performance and quality of the surface material.

## 13. Delays

Trendway shall not be liable for loss or damage due to delay in manufacturing or delivery resulting from any cause beyond Trendway's reasonable control, including, but not limited to, compliance with any

regulations, orders, or instructions of any Federal, State, or Municipal Government, or any department or agency thereof, acts of God, acts or omissions of Buyer, acts of civil or military authority, fires, strikes, factory shutdowns or alterations, embargoes, war, riot, delays in transportation or inability due to causes beyond Trendway's reasonable control to obtain necessary labor, manufacturing facilities, or material from Trendway's usual sources. In no event shall Trendway be liable for special or consequential damages for any delay for any cause.

## 14. Postponement of Delivery

If unforeseen circumstances occur, Trendway Corporation may postpone delivery of ordered products. Customer will be notified when such postponement occurs.

## 15. Storage

When shipment is delayed by the Buyer, Trendway reserves the right to place the goods in storage at customer's risk and cost. Trendway charges  $\frac{1}{4}$  of 1% of list price per week to cover storage. All terms and conditions of the sale, including but not limited to invoicing and payment, will continue as Buyer-specified destination; except that title remains with Trendway and that Trendway reserves the right to modify payment terms to assure recovery of any additional cost incurred.

## 16. Transportation

All orders shipped to any destination, within the contiguous United States, will be F.O.B. origin, freight prepaid, and risk of loss or damage shall pass to Buyer upon delivery to carrier. Trendway will determine the method and agency of transportation to be used.

Exceptions to standard prepaid freight are as follows:

- Customer directed expedites (Air Freight, Team Hauls) will be prepaid by Trendway and Customer will be billed the difference between standard and expedited freight.
- Truckload deliveries that are requested to deliver on weekends, Holidays or after 12:00 noon EST on Friday's will have an additional charge of \$450 per truck.
- Excessive unloading (in excess of 2 hours) will be billed at \$50 per hour after the initial 2 hour unloading period.
- LTL shipments normally deliver between 8:00 am and 5:00 pm, Monday through Friday. A specific delivery time on your assigned delivery date can be requested for an additional charge of \$150. This charge does not apply

to full-truckload shipments. Requests for specific dates/times falling outside standard delivery timeframe for the carrier serving your area constitute Expedites (see Customer-Directed Expedites, above). Expedite charges do apply to full-truckload shipments.

- Lift gate service will have an additional charge of \$85 for an LTL carrier. For lift gate service on a truckload, contact Customer Care.
- Inside delivery service starts at \$50. Call Customer Care for quote.
- Reconsignment cost after shipment, starts at \$50. Call Customer Care for quote.
- Special equipment requirements call for a quote.

In the event that special F.O.B. Destination terms are agreed to by Trendway or delivery is made on Trendway-owned or -leased equipment, customer or authorized representative is responsible for noting any freight damage or shortage on the freight bill of lading at time of delivery and must notify Trendway within five (5) days of delivery day of any such damage or shortage. Assistance in a concealed damage claim on an F.O.B. Destination shipment will be provided by Trendway only if the product has been immediately unpacked and both the carrier and Trendway have been promptly notified of resultant damage so the proper inspection can be made.

## Shipping Note:

Trendway strives to minimize packaging to help the environment and to make installations faster and cleaner.

Trendway ships products in using various packaging methods based upon the product type and shipping method (full truck vs. LTL), all of which are designed to provide protection for the product while minimizing packaging materials.

Trendway test packaging designs to ensure their effectiveness.

## 17. Product Ownership

Title and risk of loss to all goods sold shall pass to Buyer upon Trendway's delivery to Buyer or to a carrier at shipping point. Trendway, however, retains the Purchase Money Security Interest in all goods shipped and the right to perfect same.



## 18. Damaged Materials

Trendway Corporation is not responsible for shipped products when the common carrier is in receipt of the material. Trendway expects all customers to thoroughly inspect orders on receipt regardless of point of delivery. Clear receipt should not be given on the material until it has been checked for damage in transit. All claims for noted damaged material must be made by the customer to Trendway Customer Care. Concealed damage or damage not noted at time of delivery shall be made by the customer to the common carrier within 5 days after receipt. Trendway assumes no liability for such damage.

## 19. Shortage on Order

Shortage on ordered products must be reported to Trendway Corporation within five (5) days of product delivery and must be noted on bill of lading at time of delivery.

## 20. Product Usage and Compliance

Buyer assumes full responsibility for the application of Trendway's product to Buyer's use, and compliance with Trendway installation and maintenance instructions and reasonable load restrictions. Compliance to local code restrictions regarding fire, electrical, and building codes are the responsibility of the customer or his authorized agent.

## 21. Post-Delivery Assistance

Installation and servicing of Trendway products are normally handled directly by Trendway-authorized dealers. When this is not possible, assistance is available by calling Trendway's Customer Care Department, Holland, Michigan.

## 22. Returned Goods

As a basic policy, Trendway does not accept returned material, because most items are manufactured per order and are not in stock at the factory. If material is authorized for return because of Trendway error, shipment may be made freight collect. Any other goods for which Trendway does authorize a return will be sent prepaid and a restocking charge of 35% will apply. **To receive authorization to return goods, please contact Trendway's Customer Care Department.**

**All Returned Materials Authorizations expire thirty (30) days from date of issue. Any product returned after 30 days will be refused and returned to sender collect.**

Electrical components, nonstandard items, and fabric-covered goods may not be returned. Replacement products will be billed to you with credit being issued upon return of the product in good condition. All goods returned must be in the original Trendway packing cartons. Goods will be inspected for dam-

age upon return. No credit will be issued for goods which are damaged. **As a general statement of policy, return authorization will not be issued for items unless they are Trendway stock items.**

## 23. Key-Alike Option

The key-alike option is available on all orders. To order key-alike items within a workstation, follow these steps:

- Fill out a key-alike form and submit it with your purchase order. If key-alike orders are placed with your PO or within 30 days of receipt of your order, they will be sent at no charge.
- After 30 days of your PO regardless of your installation date, the cost of key-alike requests will be \$3.00 net per core and key, if the quantity exceeds 10.

Note: Credit will not be issued for return of unused cores and key's.

Key-Alike forms are available on [www.trenddealer.com](http://www.trenddealer.com) or through Trendway Customer Care.

## 24. Special Marking or Tagging

Special tagging is available on all orders free of charge. Trendway suggests this option to simplify the staging and installation of product. **Tag designations must be specified at the time an order is placed.**

## 25. Trendway Field Technical and Installation Support:

On-site field measurement and installation support is available as a service. The fees are listed below:

Field Measurement Assistance: 1 Day on-Site, \$1,800.00

Field Installation Assistance: 3 Days on-site, \$3,000.00

These fees are based on a minimum 14 business days advanced notification and booking. Service requests booked less than 14 business days in advance may be subject to additional fees due to added travel cost. For more information or to place a request, contact Trendway Customer Care at 1-616-399-3900.

Find the most current terms and conditions on [www.Trenddealer.com](http://www.Trenddealer.com), in the Price List section.

## Limited Lifetime Warranty

Trendway Corporation warrants to the original purchaser that the products described in its price lists, sold after August 1, 2004 will be free from defects in materials and workmanship commencing with the date of initial purchase and continuing for as long as the original owner uses these products. This warranty provides limits on the following products:

	<b>Systems</b>	<b>Architectural Products</b>	<b>Seating</b>
<b>10 Year</b>	<ul style="list-style-type: none"> <li>•Electrical Components</li> <li>•Height-Adjustable Table Frame</li> </ul>		<ul style="list-style-type: none"> <li>•Pneumatic Cylinders</li> <li>•Mechanisms</li> </ul>
<b>5 Year</b>	<ul style="list-style-type: none"> <li>•Drawer Slides</li> <li>•Systems Textiles</li> <li>•Finishes</li> <li>•Electronic Ballasts</li> <li>•Height-Adjustable Table Mechanical Components</li> </ul>	<ul style="list-style-type: none"> <li>•System Textiles</li> <li>•Finishes</li> </ul>	
<b>3 Year</b>	<ul style="list-style-type: none"> <li>•Veneer</li> <li>•Magnetic Ballasts</li> </ul>		<ul style="list-style-type: none"> <li>•Trim</li> <li>•Foam</li> <li>•Upholstery</li> <li>•Arm Pads</li> </ul>
<b>2 Year</b>	<ul style="list-style-type: none"> <li>•Surface Trend Fabrics</li> <li>•Height-Adjustable Table Electrical Components</li> </ul>	<ul style="list-style-type: none"> <li>•Surface Trend Fabrics</li> </ul>	
<b>1 Year</b>	<ul style="list-style-type: none"> <li>•Non-Standard Product</li> <li>•Personal Task Lighting</li> </ul>	<ul style="list-style-type: none"> <li>•Non-Standard Product</li> </ul>	<ul style="list-style-type: none"> <li>•Non-Standard Product</li> <li>•Rexxi Chair</li> </ul>
<b>Not Covered</b>	<ul style="list-style-type: none"> <li>•Light Bulbs</li> <li>•Customer's Own Material</li> </ul>	<ul style="list-style-type: none"> <li>•Customer's Own Material</li> </ul>	<ul style="list-style-type: none"> <li>•Customer's Own Material</li> </ul>

The following exceptions apply to all product lines:

- The Trendway warranty applies to normal three shift office use, with the exception of seating. Seating is warranted for single-shift usage.
- Damage caused by improper treatment of the product including exposure to unusual environmental conditions (extreme climates, acids, and moisture)

This comprehensive warranty applies to all products installed or reconfigured by a Trendway authorized installer. Trendway will repair, or at its option, replace defective merchandise, free of charge, which, when used normally and pursuant to Trendway's published instructions, and applicable planning guide information, prove to be defective within the period stated. This remedy is expressly agreed to be exclusive as a condition of sale. No person is authorized to assume for Trendway any warranty liability, except as expressly set forth in this paragraph, or set forth in writing by an authorized officer of the company at its headquarters in Holland, Michigan.

Any and all labor charge backs must be pre-approved by Trendway's Customer Care Manager in writing. Trendway will reimburse authorized Trendway dealers and service centers for approved warranty labor during the first year of use.

This warranty does not apply to damage resulting from accident, alteration, transport, or misuse, as well as damage from normal wear and tear such as dents, nicks, scratches, fading and improper maintenance. Trendway employs quality measures to ensure color consistency in our products. However, due to the effects of light and other environmental factors, no guarantee can be made for an exact match to product in an existing installation.

Natural variations occurring in materials such as wood and leather are not considered defects, and Trendway does not warrant the matching of colors, grains, textures or colorfastness of these materials.

Trendway provides a three-year warranty on veneer products for quality and craftsmanship. Due to the natural properties of wood, the following are not covered under this warranty:

- Changes in wood color resulting from exposure to light or aging
- Natural color variation between wood veneer and solid wood pieces, or resulting from veneer lay-up
- Natural variation in wood grain or the presence of character marks
- Normal wear and tear
- Exact match to swatch materials

Trendway makes no warranty to purchasers who acquire products for personal, family, or household purposes, or to purchasers acquiring the product other than directly from Trendway Corporation, its authorized dealers, or others who are specifically authorized by Trendway to sell such products. Trendway's liability with respect to its products shall not exceed that expressly set forth above irrespective of the theory upon which a claim might be based, including negligence. Under no circumstances shall Trendway be liable for incidental or consequential damages. Original product label must be attached to the product in question.

The warranty period is not interrupted or prolonged by the performance of a service under the terms of the warranty. There are no other warranties except as expressly set forth above, either express or implied, including any warranty of design, merchantability or fitness for any purpose.

This warranty supersedes all previously printed Trendway warranties.

Trendway Corporation  
13467 Quincy St., Holland MI 49422-9016  
www.trendway.com 09.12

Overview & Order Information  
Statement of Line  
Surface Materials  
Training Tables  
Height Adjustable Tables & Screens  
Collaborative, Café & Occasional Tables  
Conference Tables  
Conference & Training Room Components  
Terms, Policies & Index

Catalog No.	Description	Page	Catalog No.	Description	Page
BT4284EB1	Boat Conference Table - Steel Base .....	130	ECLHATE1604224	4 Adjustability - Single Stage Extended	
BT4284FTB2	Boat Conference Table - Steel Base .....	130		Electrical Corner Tbl-LH.....	78
BT48120EB5	Boat Conference Table - Steel Base .....	130	ECLHATE1604230	4 Adjustability - Single Stage Extended	
BT48120FTB7	Boat Conference Table - Steel Base .....	130		Electrical Corner Tbl-LH.....	78
BT48144EB0	Boat Conference Table - Steel Base .....	130	ECLHATE1604824	4 Adjustability - Single Stage Extended	
BT48144FTB1	Boat Conference Table - Steel Base .....	130		Electrical Corner Tbl-LH.....	78
BT4896EB7	Boat Conference Table - Steel Base .....	130	ECLHATE1604830	4 Adjustability - Single Stage Extended	
BT4896FTB8	Boat Conference Table - Steel Base .....	130		Electrical Corner Tbl-LH.....	78
BT54108EB6	Boat Conference Table - Steel Base .....	130	ECLHATE1664224	4 Adjustability - Single Stage Extended	
BT54108FTB8	Boat Conference Table - Steel Base .....	130		Electrical Corner Tbl-LH.....	78
BT60120EB3	Boat Conference Table - Steel Base .....	130	ECLHATE1664230	4 Adjustability - Single Stage Extended	
BT60120FTB5	Boat Conference Table - Steel Base .....	130		Electrical Corner Tbl-LH.....	78
BT60144EB8	Boat Conference Table - Steel Base .....	130	ECLHATE1664824	4 Adjustability - Single Stage Extended	
BT60144FTB0	Boat Conference Table - Steel Base .....	130		Electrical Corner Tbl-LH.....	78
CHATE12436	4 Adjustability - Single Stage		ECLHATE1664830	4 Adjustability - Single Stage Extended	
	Electric Corner Tbl .....	76		Electrical Corner Tbl-LH.....	78
CHATE12442	4 Adjustability - Single Stage		ECLHATE1724224	4 Adjustability - Single Stage Extended	
	Electric Corner Tbl .....	76		Electrical Corner Tbl-LH.....	78
CHATE12448	4 Adjustability - Single Stage		ECLHATE1724230	4 Adjustability - Single Stage Extended	
	Electric Corner Tbl .....	76		Electrical Corner Tbl-LH.....	78
CHATE13036	4 Adjustability - Single Stage		ECLHATE1724824	4 Adjustability - Single Stage Extended	
	Electric Corner Tbl .....	76		Electrical Corner Tbl-LH.....	78
CHATE13042	4 Adjustability - Single Stage		ECLHATE1724830	4 Adjustability - Single Stage Extended	
	Electric Corner Tbl .....	76		Electrical Corner Tbl-LH.....	78
CHATE13048	4 Adjustability - Single Stage		ECLHATE2604224	4 Adjustability - Dual Stage Extended	
	Electric Corner Tbl .....	76		Electrical Corner Tbl-LH.....	78
CHATE22436	4 Adjustability - Dual Stage		ECLHATE2604230	4 Adjustability - Dual Stage Extended	
	Electric Corner Tbl .....	76		Electrical Corner Tbl-LH.....	78
CHATE22442	4 Adjustability - Dual Stage		ECLHATE2604824	4 Adjustability - Dual Stage Extended	
	Electric Corner Tbl .....	76		Electrical Corner Tbl-LH.....	78
CHATE22448	4 Adjustability - Dual Stage		ECLHATE2604830	4 Adjustability - Dual Stage Extended	
	Electric Corner Tbl .....	76		Electrical Corner Tbl-LH.....	78
CHATE23036	4 Adjustability - Dual Stage		ECLHATE2664224	4 Adjustability - Dual Stage Extended	
	Electric Corner Tbl .....	76		Electrical Corner Tbl-LH.....	78
CHATE23042	4 Adjustability - Dual Stage		ECLHATE2664230	4 Adjustability - Dual Stage Extended	
	Electric Corner Tbl .....	76		Electrical Corner Tbl-LH.....	78
CHATE23048	4 Adjustability - Dual Stage		ECLHATE2664824	4 Adjustability - Dual Stage Extended	
	Electric Corner Tbl .....	76		Electrical Corner Tbl-LH.....	78
ECLHATC604224	4 Adjustability - Crank Extended		ECLHATE2664830	4 Adjustability - Dual Stage Extended	
	Corner Tbl-LH.....	77		Electrical Corner Tbl-LH.....	78
ECLHATC604230	4 Adjustability - Crank Extended		ECLHATE2724224	4 Adjustability - Dual Stage Extended	
	Corner Tbl-LH.....	77		Electrical Corner Tbl-LH.....	78
ECLHATC604824	4 Adjustability - Crank Extended		ECLHATE2724230	4 Adjustability - Dual Stage Extended	
	Corner Tbl-LH.....	77		Electrical Corner Tbl-LH.....	78
ECLHATC604830	4 Adjustability - Crank Extended		ECLHATE2724824	4 Adjustability - Dual Stage Extended	
	Corner Tbl-LH.....	77		Electrical Corner Tbl-LH.....	78
ECLHATC664224	4 Adjustability - Crank Extended		ECLHATE2724830	4 Adjustability - Dual Stage Extended	
	Corner Tbl-LH.....	77		Electrical Corner Tbl-LH.....	78
ECLHATC664230	4 Adjustability - Crank Extended		ECRHATC244260	4 Adjustability - Crank Extended	
	Corner Tbl-LH.....	77		Corner Tbl-RH.....	77
ECLHATC664824	4 Adjustability - Crank Extended		ECRHATC244266	4 Adjustability - Crank Extended	
	Corner Tbl-LH.....	77		Corner Tbl-RH.....	77
ECLHATC664830	4 Adjustability - Crank Extended		ECRHATC244272	4 Adjustability - Crank Extended	
	Corner Tbl-LH.....	77		Corner Tbl-RH.....	77
ECLHATC724224	4 Adjustability - Crank Extended		ECRHATC244860	4 Adjustability - Crank Extended	
	Corner Tbl-LH.....	77		Corner Tbl-RH.....	77
ECLHATC724230	4 Adjustability - Crank Extended		ECRHATC244866	4 Adjustability - Crank Extended	
	Corner Tbl-LH.....	77		Corner Tbl-RH.....	77
ECLHATC724824	4 Adjustability - Crank Extended		ECRHATC244872	4 Adjustability - Crank Extended	
	Corner Tbl-LH.....	77		Corner Tbl-RH.....	77
ECLHATC724830	4 Adjustability - Crank Extended		ECRHATC304260	4 Adjustability - Crank Extended	
	Corner Tbl-LH.....	77		Corner Tbl-RH.....	77

Catalog No.	Description	Page	Catalog No.	Description	Page
ECRHATC304266	4 Adjustability - Crank Extended Corner Tbl-RH.....	77	RD30FTB0	Round Table - Steel Bases .....	98
ECRHATC304272	4 Adjustability - Crank Extended Corner Tbl-RH.....	77	RD36EB8	Round Table - Steel Bases .....	98
ECRHATC304860	4 Adjustability - Crank Extended Corner Tbl-RH.....	77	RD36FTB8	Round Table - Steel Bases .....	98
ECRHATC304866	4 Adjustability - Crank Extended Corner Tbl-RH.....	77	RD42EB7	Round Table - Steel Bases .....	98
ECRHATC304872	4 Adjustability - Crank Extended Corner Tbl-RH.....	77	RD42FTB7	Round Table - Steel Bases .....	98
ECRHATE1244260	4 Adjustability - Single Stage Extended Electrical Corner Tbl-RH.....	78	RD48EB5	Round Table - Steel Bases .....	98
ECRHATE1244266	4 Adjustability - Single Stage Extended Electrical Corner Tbl-RH.....	78	RD48FTB5	Round Table - Steel Bases .....	98
ECRHATE1244272	4 Adjustability - Single Stage Extended Electrical Corner Tbl-RH.....	78	RD52EB1	Round Table - Steel Bases .....	98
ECRHATE1244860	4 Adjustability - Single Stage Extended Electrical Corner Tbl-RH.....	78	RD52FTB1	Round Table - Steel Bases .....	98
ECRHATE1244866	4 Adjustability - Single Stage Extended Electrical Corner Tbl-RH.....	78	RD54EB4	Round Table - Steel Bases .....	98
ECRHATE1244872	4 Adjustability - Single Stage Extended Electrical Corner Tbl-RH.....	78	RD54FTB4	Round Table - Steel Bases .....	98
ECRHATE1304260	4 Adjustability - Single Stage Extended Electrical Corner Tbl-RH.....	78	RD60FTB3	Round Table - Steel Bases .....	98
ECRHATE1304266	4 Adjustability - Single Stage Extended Electrical Corner Tbl-RH.....	78	RDCH30	Round Café Height Tables - X-Base .....	101
ECRHATE1304272	4 Adjustability - Single Stage Extended Electrical Corner Tbl-RH.....	78	RDCH30DSK	Round Café Height Tables - Disc Base.....	101
ECRHATE1304860	4 Adjustability - Single Stage Extended Electrical Corner Tbl-RH.....	78	RDCH36	Round Café Height Tables - X-Base .....	101
ECRHATE1304866	4 Adjustability - Single Stage Extended Electrical Corner Tbl-RH.....	78	LEVHAT2448	Levado Height Adj. Table - HPL Top.....	63
ECRHATE1304872	4 Adjustability - Single Stage Extended Electrical Corner Tbl-RH.....	78	LEVHAT2454	Levado Height Adj. Table - HPL Top.....	63
ECRHATE1304260	4 Adjustability - Single Stage Extended Electrical Corner Tbl-RH.....	78	LEVHAT2460	Levado Height Adj. Table - HPL Top.....	63
ECRHATE1304266	4 Adjustability - Single Stage Extended Electrical Corner Tbl-RH.....	78	LEVHAT2466	Levado Height Adj. Table - HPL Top.....	63
ECRHATE1304272	4 Adjustability - Single Stage Extended Electrical Corner Tbl-RH.....	78	LEVHAT2472	Levado Height Adj. Table - HPL Top.....	63
ECRHATE1304860	4 Adjustability - Single Stage Extended Electrical Corner Tbl-RH.....	78	LEVHAT3048	Levado Height Adj. Table - HPL Top.....	63
ECRHATE1304866	4 Adjustability - Single Stage Extended Electrical Corner Tbl-RH.....	78	LEVHAT3054	Levado Height Adj. Table - HPL Top.....	63
ECRHATE1304872	4 Adjustability - Single Stage Extended Electrical Corner Tbl-RH.....	78	LEVHAT3060	Levado Height Adj. Table - HPL Top.....	63
ECRHATE2244260	4 Adjustability - Dual Stage Extended Electrical Corner Tbl-RH.....	79	LEVHAT3066	Levado Height Adj. Table - HPL Top.....	63
ECRHATE2244266	4 Adjustability - Dual Stage Extended Electrical Corner Tbl-RH.....	79	LEVHAT3072	Levado Height Adj. Table - HPL Top.....	63
ECRHATE2244272	4 Adjustability - Dual Stage Extended Electrical Corner Tbl-RH.....	79	LEVHAT2448TFL	Levado Height Adj. Table - Thermofused Top	63
ECRHATE2244860	4 Adjustability - Dual Stage Extended Electrical Corner Tbl-RH.....	79	LEVHAT2454TFL	Levado Height Adj. Table - Thermofused Top	63
ECRHATE2244866	4 Adjustability - Dual Stage Extended Electrical Corner Tbl-RH.....	79	LEVHAT2460TFL	Levado Height Adj. Table - Thermofused Top	63
ECRHATE2244872	4 Adjustability - Dual Stage Extended Electrical Corner Tbl-RH.....	79	LEVHAT2466TFL	Levado Height Adj. Table - Thermofused Top	63
ECRHATE2304260	4 Adjustability - Dual Stage Extended Electrical Corner Tbl-RH.....	79	LEVHAT2472TFL	Levado Height Adj. Table - Thermofused Top	63
ECRHATE2304266	4 Adjustability - Dual Stage Extended Electrical Corner Tbl-RH.....	79	LEVHAT3048TFL	Levado Height Adj. Table - Thermofused Top	63
ECRHATE2304272	4 Adjustability - Dual Stage Extended Electrical Corner Tbl-RH.....	79	LEVHAT3054TFL	Levado Height Adj. Table - Thermofused Top	63
ECRHATE2304860	4 Adjustability - Dual Stage Extended Electrical Corner Tbl-RH.....	79	LEVHAT3060TFL	Levado Height Adj. Table - Thermofused Top	63
ECRHATE2304866	4 Adjustability - Dual Stage Extended Electrical Corner Tbl-RH.....	79	LEVHAT3066TFL	Levado Height Adj. Table - Thermofused Top	63
ECRHATE2304872	4 Adjustability - Dual Stage Extended Electrical Corner Tbl-RH.....	79	LEVHAT3072TFL	Levado Height Adj. Table - Thermofused Top	63
HRFLPT2448	Half Round Training Tabkles - Flip Top.....	50	RDCH36DSK	Round Café Height Tables - Disc Base.....	101
HRFLPT3060	Half Round Training Tabkles - Flip Top.....	50	RDCH42	Round Café Height Tables - X-Base .....	101
HRFXT2448	Half Round Training Tabkles - Fixed Top.....	50	RDCH42DSK	Round Café Height Tables - Disc Base.....	101
HRFXT3060	Half Round Training Tabkles - Fixed Top.....	50	RDCH48	Round Café Height Tables - X-Base .....	101
RD30EBO	Round Table - Steel Bases .....	98	RDCH48DSK	Round Café Height Tables - Disc Base.....	101
			RDTT30	Round Table - X-Base .....	97
			RDTT30DSK	Round Table - Disc Base.....	97
			RDTT36	Round Table - X-Base .....	97
			RDTT36DSK	Round Table - Disc Base.....	97
			RDTT42	Round Table - X-Base .....	97
			RDTT42DSK	Round Table - Disc Base.....	97
			RDTT48	Round Table - X-Base .....	97
			RDTT48DSK	Round Table - Disc Base.....	97
			REJ2SREC2436	Rejuve Two Stage Rectangle Height Adjustable Table - HPL .....	65
			REJ2SREC2436TFL	Rejuve Two Stage Rectangle Height Adjustable Table - TFL.....	66
			REJ2SREC2448	Rejuve Two Stage Rectangle Height Adjustable Table - HPL .....	65
			REJ2SREC2448TFL	Rejuve Two Stage Rectangle Height Adjustable Table - TFL.....	66
			REJ2SREC2442	Rejuve Two Stage Rectangle Height Adjustable Table - HPL .....	65
			REJ2SREC2442TFL	Rejuve Two Stage Rectangle Height Adjustable Table - TFL.....	66
			REJ2SREC2454	Rejuve Two Stage Rectangle Height Adjustable Table - HPL .....	65

Overview & Order Information  
Statement of Line  
Surface Materials  
Training Tables  
Height Adjustable Tables & Screens  
Collaborative, Café & Occasional Tables  
Conference Tables  
Conference & Training Room Components  
Terms, Policies & Index

Overview & Order Information  
Statement of Line  
Surface Materials  
Training Tables  
Height Adjustable Tables & Screens  
Collaborative, Café & Occasional Tables  
Conference Tables  
Conference & Training Room Components  
Terms, Policies & Index

Catalog No.	Description	Page	Catalog No.	Description	Page
REJ2SREC2454TFL	Rejuve Two Stage Rectangle Height Adjustable Table - TFL.....	66	REJ3SREC2466TFL	Rejuve Three Stage Rectangle Height Adjustable Table - TFL.....	68
REJ2SREC2460	Rejuve Two Stage Rectangle Height Adjustable Table - HPL.....	65	REJ3SREC2472	Rejuve Three Stage Rectangle Height Adjustable Table - HPL.....	67
REJ2SREC2460TFL	Rejuve Two Stage Rectangle Height Adjustable Table - TFL.....	66	REJ3SREC2472TFL	Rejuve Three Stage Rectangle Height Adjustable Table - TFL.....	68
REJ2SREC2466	Rejuve Two Stage Rectangle Height Adjustable Table - HPL.....	65	REJ3SREC3036	Rejuve Three Stage Rectangle Height Adjustable Table - HPL.....	67
REJ2SREC2466TFL	Rejuve Two Stage Rectangle Height Adjustable Table - TFL.....	66	REJ3SREC3036TFL	Rejuve Three Stage Rectangle Height Adjustable Table - TFL.....	68
REJ2SREC2472	Rejuve Two Stage Rectangle Height Adjustable Table - HPL.....	65	REJ3SREC3042	Rejuve Three Stage Rectangle Height Adjustable Table - HPL.....	67
REJ2SREC2472TFL	Rejuve Two Stage Rectangle Height Adjustable Table - TFL.....	66	REJ3SREC3042TFL	Rejuve Three Stage Rectangle Height Adjustable Table - TFL.....	68
REJ2SREC3036	Rejuve Two Stage Rectangle Height Adjustable Table - HPL.....	65	REJ3SREC3048	Rejuve Three Stage Rectangle Height Adjustable Table - HPL.....	67
REJ2SREC3036TFL	Rejuve Two Stage Rectangle Height Adjustable Table - TFL.....	66	REJ3SREC3048TFL	Rejuve Three Stage Rectangle Height Adjustable Table - TFL.....	68
REJ2SREC3042	Rejuve Two Stage Rectangle Height Adjustable Table - HPL.....	65	REJ3SREC3054	Rejuve Three Stage Rectangle Height Adjustable Table - HPL.....	67
REJ2SREC3042TFL	Rejuve Two Stage Rectangle Height Adjustable Table - TFL.....	66	REJ3SREC3054TFL	Rejuve Three Stage Rectangle Height Adjustable Table - TFL.....	68
REJ2SREC3048	Rejuve Two Stage Rectangle Height Adjustable Table - HPL.....	65	REJ3SREC3060	Rejuve Three Stage Rectangle Height Adjustable Table - HPL.....	67
REJ2SREC3048TFL	Rejuve Two Stage Rectangle Height Adjustable Table - TFL.....	66	REJ3SREC3060TFL	Rejuve Three Stage Rectangle Height Adjustable Table - TFL.....	68
REJ2SREC3054	Rejuve Two Stage Rectangle Height Adjustable Table - HPL.....	65	REJ3SREC3066	Rejuve Three Stage Rectangle Height Adjustable Table - HPL.....	67
REJ2SREC3054TFL	Rejuve Two Stage Rectangle Height Adjustable Table - TFL.....	66	REJ3SREC3066TFL	Rejuve Three Stage Rectangle Height Adjustable Table - TFL.....	68
REJ2SREC3060	Rejuve Two Stage Rectangle Height Adjustable Table - HPL.....	65	REJ3SREC3072	Rejuve Three Stage Rectangle Height Adjustable Table - HPL.....	67
REJ2SREC3060TFL	Rejuve Two Stage Rectangle Height Adjustable Table - TFL.....	66	REJ3SREC3072TFL	Rejuve Three Stage Rectangle Height Adjustable Table - TFL.....	68
REJ2SREC3066	Rejuve Two Stage Rectangle Height Adjustable Table - HPL.....	65	RHATC2436	4 Adjustability - Crank Table.....	73
REJ2SREC3066TFL	Rejuve Two Stage Rectangle Height Adjustable Table - TFL.....	66	RHATC2442	4 Adjustability - Crank Table.....	73
REJ2SREC3072	Rejuve Two Stage Rectangle Height Adjustable Table - HPL.....	65	RHATC2448	4 Adjustability - Crank Table.....	73
REJ2SREC3072TFL	Rejuve Two Stage Rectangle Height Adjustable Table - TFL.....	66	RHATC2454	4 Adjustability - Crank Table.....	73
REJ3SREC2436	Rejuve Three Stage Rectangle Height Adjustable Table - HPL.....	67	RHATC2460	4 Adjustability - Crank Table.....	73
REJ3SREC2436TFL	Rejuve Three Stage Rectangle Height Adjustable Table - TFL.....	68	RHATC2466	4 Adjustability - Crank Table.....	73
REJ3SREC2442	Rejuve Three Stage Rectangle Height Adjustable Table - HPL.....	67	RHATC2472	4 Adjustability - Crank Table.....	73
REJ3SREC2442TFL	Rejuve Three Stage Rectangle Height Adjustable Table - TFL.....	68	RHATC3036	4 Adjustability - Crank Table.....	73
REJ3SREC2448	Rejuve Three Stage Rectangle Height Adjustable Table - HPL.....	67	RHATC3042	4 Adjustability - Crank Table.....	73
REJ3SREC2448TFL	Rejuve Three Stage Rectangle Height Adjustable Table - TFL.....	68	RHATC3048	4 Adjustability - Crank Table.....	73
REJ3SREC2454	Rejuve Three Stage Rectangle Height Adjustable Table - HPL.....	67	RHATC3054	4 Adjustability - Crank Table.....	73
REJ3SREC2454TFL	Rejuve Three Stage Rectangle Height Adjustable Table - TFL.....	68	RHATC3060	4 Adjustability - Crank Table.....	73
REJ3SREC2460	Rejuve Three Stage Rectangle Height Adjustable Table - HPL.....	67	RHATC3066	4 Adjustability - Crank Table.....	73
REJ3SREC2460TFL	Rejuve Three Stage Rectangle Height Adjustable Table - TFL.....	68	RHATC3072	4 Adjustability - Crank Table.....	73
REJ3SREC2466	Rejuve Three Stage Rectangle Height Adjustable Table - HPL.....	67	RHATC3660	4 Adjustability - Crank Table.....	73
			RHATC3666	4 Adjustability - Crank Table.....	73
			RHATC3672	4 Adjustability - Crank Table.....	73
			RHATE12436	4 Adjustability - Single State Electric Tbl.....	74
			RHATE12442	4 Adjustability - Single State Electric Tbl.....	74
			RHATE12448	4 Adjustability - Single State Electric Tbl.....	74
			RHATE12454	4 Adjustability - Single State Electric Tbl.....	74
			RHATE12460	4 Adjustability - Single State Electric Tbl.....	74
			RHATE12466	4 Adjustability - Single State Electric Tbl.....	74
			RHATE12472	4 Adjustability - Single State Electric Tbl.....	77
			RHATE13036	4 Adjustability - Single State Electric Tbl.....	77
			RHATE13042	4 Adjustability - Single State Electric Tbl.....	77
			RHATE13048	4 Adjustability - Single State Electric Tbl.....	74
			RHATE13054	4 Adjustability - Single State Electric Tbl.....	74

Catalog No.	Description	Page	Catalog No.	Description	Page
RHATE13060	4 Adjustability - Single State Electric Tbl	74	RTFXT3060	Rectangular Training Tables - Fixed Top	47
RHATE13066	4 Adjustability - Single State Electric Tbl	74	RTFXT3072	Rectangular Training Tables - Fixed Top	47
RHATE13072	4 Adjustability - Single State Electric Tbl	74	RTFXT3660	Rectangular Training Tables - Fixed Top	47
RHATE13660	4 Adjustability - Single State Electric Tbl	74	RTFXT3672	Rectangular Training Tables - Fixed Top	47
RHATE13666	4 Adjustability - Single State Electric Tbl	74	RTK48120EB3	Racetrack Conference Table - Steel Base	131
RHATE13672	4 Adjustability - Single State Electric Tbl	74	RTK48120FTB1	Racetrack Conference Table - Steel Base	131
RHATE22436	4 Adjustability - Dual State Electric Tbl	75	RTK48144EB9	Racetrack Conference Table - Steel Base	131
RHATE22442	4 Adjustability - Dual State Electric Tbl	75	RTK48144FTB2	Racetrack Conference Table - Steel Base	131
RHATE22448	4 Adjustability - Dual State Electric Tbl	75	RTK4896EB0	Racetrack Conference Table - Steel Base	131
RHATE22454	4 Adjustability - Dual State Electric Tbl	75	RTK4896FTB1	Racetrack Conference Table - Steel Base	131
RHATE22460	4 Adjustability - Dual State Electric Tbl	75	RTK60120EB0	Racetrack Conference Table - Steel Base	131
RHATE22466	4 Adjustability - Dual State Electric Tbl	75	RTK60120FTB7	Racetrack Conference Table - Steel Base	131
RHATE22472	4 Adjustability - Dual State Electric Tbl	75	RTK60144EB6	Racetrack Conference Table - Steel Base	131
RHATE23036	4 Adjustability - Dual State Electric Tbl	75	RTK60144FTB1	Racetrack Conference Table - Steel Base	131
RHATE23042	4 Adjustability - Dual State Electric Tbl	75	RTK6096EB7	Racetrack Conference Table - Steel Base	131
RHATE23048	4 Adjustability - Dual State Electric Tbl	75	RTK6096FTB9	Racetrack Conference Table - Steel Base	131
RHATE23054	4 Adjustability - Dual State Electric Tbl	75	SCNAFS3024	Single Acrylic Screen - Freestanding Plate	87
RHATE23060	4 Adjustability - Dual State Electric Tbl	75	SCNAFS3624	Single Acrylic Screen - Freestanding Plate	87
RHATE23066	4 Adjustability - Dual State Electric Tbl	75	SCNAFS4224	Single Acrylic Screen - Freestanding Plate	87
RHATE23072	4 Adjustability - Dual State Electric Tbl	75	SCNAFS4824	Single Acrylic Screen - Freestanding Plate	87
RHATE23660	4 Adjustability - Dual State Electric Tbl	75	SCNAFS5424	Single Acrylic Screen - Freestanding Plate	87
RHATE23666	4 Adjustability - Dual State Electric Tbl	75	SCNAFS6024	Single Acrylic Screen - Freestanding Plate	87
RHATE23672	4 Adjustability - Dual State Electric Tbl	75	SCNAFS6624	Single Acrylic Screen - Freestanding Plate	87
RT4272EB8	Rectangular Conference Table - Steel Base	133	SCNAFS7224	Single Acrylic Screen - Freestanding Plate	87
RT4272FTB9	Rectangular Conference Table - Steel Base	132	SCNAFS2430	Single Acrylic Screen - Freestanding Plate	87
RT48120EB9	Rectangular Conference Table - Steel Base	133	SCNAFS3030	Single Acrylic Screen - Freestanding Plate	87
RT48120FTB0	Rectangular Conference Table - Steel Base	132	SCNAFS3630	Single Acrylic Screen - Freestanding Plate	87
RT48144EB3	Rectangular Conference Table - Steel Base	133	SCNAFS4230	Single Acrylic Screen - Freestanding Plate	87
RT48144FTB5	Rectangular Conference Table - Steel Base	132	SCNAFS4830	Single Acrylic Screen - Freestanding Plate	87
RT4860EB9	Rectangular Conference Table - Steel Base	133	SCNAFS5430	Single Acrylic Screen - Freestanding Plate	87
RT4860FTB0	Rectangular Conference Table - Steel Base	132	SCNAFS6030	Single Acrylic Screen - Freestanding Plate	87
RT4872EB6	Rectangular Conference Table - Steel Base	133	SCNAFS6630	Single Acrylic Screen - Freestanding Plate	87
RT4872FTB2	Rectangular Conference Table - Steel Base	132	SCNAFS7230	Single Acrylic Screen - Freestanding Plate	87
RT4884EB3	Rectangular Conference Table - Steel Base	133	SCNBECMS2424	Single Acrylic Screen - Edge Mount Bracket	88
RT4884FTB4	Rectangular Conference Table - Steel Base	132	SCNBECMS3024	Single Acrylic Screen - Edge Mount Bracket	88
RT4896EB0	Rectangular Conference Table - Steel Base	133	SCNBECMS3624	Single Acrylic Screen - Edge Mount Bracket	88
RT4896FTB1	Rectangular Conference Table - Steel Base	132	SCNBECMS4224	Single Acrylic Screen - Edge Mount Bracket	88
RT60120EB7	Rectangular Conference Table - Steel Base	133	SCNBECMS4824	Single Acrylic Screen - Edge Mount Bracket	88
RT60120FTB9	Rectangular Conference Table - Steel Base	132	SCNBECMS5424	Single Acrylic Screen - Edge Mount Bracket	88
RT60144EB1	Rectangular Conference Table - Steel Base	133	SCNBECMS6024	Single Acrylic Screen - Edge Mount Bracket	88
RT60144FTB3	Rectangular Conference Table - Steel Base	132	SCNBECMS6624	Single Acrylic Screen - Edge Mount Bracket	88
RTDFXT2448	Rectangular Desk Tables - Fixed Top	47	SCNBECMS7224	Single Acrylic Screen - Edge Mount Bracket	88
RTDFXT2460	Rectangular Desk Tables - Fixed Top	47	SCNBECMS2430	Single Acrylic Screen - Edge Mount Bracket	88
RTDFXT2472	Rectangular Desk Tables - Fixed Top	47	SCNBECMS3030	Single Acrylic Screen - Edge Mount Bracket	88
RTDFXT3048	Rectangular Desk Tables - Fixed Top	47	SCNBECMS3630	Single Acrylic Screen - Edge Mount Bracket	88
RTDFXT3060	Rectangular Desk Tables - Fixed Top	47	SCNBECMS4230	Single Acrylic Screen - Edge Mount Bracket	88
RTDFXT3072	Rectangular Desk Tables - Fixed Top	47	SCNBECMS4830	Single Acrylic Screen - Edge Mount Bracket	88
RTFLPT1848	Rectangular Training Tables -Flip Top	48	SCNBECMS5430	Single Acrylic Screen - Edge Mount Bracket	88
RTFLPT1860	Rectangular Training Tables -Flip Top	48	SCNBECMS6030	Single Acrylic Screen - Edge Mount Bracket	88
RTFLPT1872	Rectangular Training Tables -Flip Top	48	SCNBECMS6630	Single Acrylic Screen - Edge Mount Bracket	88
RTFLPT2448	Rectangular Training Tables -Flip Top	48	SCNBECMS7230	Single Acrylic Screen - Edge Mount Bracket	88
RTFLPT2460	Rectangular Training Tables -Flip Top	48	SCNDTCMS2424	Single Acrylic Screen - Top Mount Bracket	89
RTFLPT2472	Rectangular Training Tables -Flip Top	48	SCNDTCMS3024	Single Acrylic Screen - Top Mount Bracket	89
RTFLPT3048	Rectangular Training Tables -Flip Top	48	SCNDTCMS3624	Single Acrylic Screen - Top Mount Bracket	89
RTFLPT3060	Rectangular Training Tables -Flip Top	48	SCNDTCMS4224	Single Acrylic Screen - Top Mount Bracket	89
RTFLPT3072	Rectangular Training Tables -Flip Top	48	SCNDTCMS4824	Single Acrylic Screen - Top Mount Bracket	89
RTFXT1848	Rectangular Training Tables - Fixed Top	47	SCNDTCMS5424	Single Acrylic Screen - Top Mount Bracket	89
RTFXT1860	Rectangular Training Tables - Fixed Top	47	SCNDTCMS6024	Single Acrylic Screen - Top Mount Bracket	89
RTFXT1872	Rectangular Training Tables - Fixed Top	47	SCNDTCMS6624	Single Acrylic Screen - Top Mount Bracket	89
RTFXT2448	Rectangular Training Tables - Fixed Top	47	SCNDTCMS7224	Single Acrylic Screen - Top Mount Bracket	89
RTFXT2460	Rectangular Training Tables - Fixed Top	47	SCNDTCMS2430	Single Acrylic Screen - Top Mount Bracket	89
RTFXT2472	Rectangular Training Tables - Fixed Top	47	SCNDTCMS3030	Single Acrylic Screen - Top Mount Bracket	89
RTFXT3048	Rectangular Training Tables - Fixed Top	47	SCNDTCMS3630	Single Acrylic Screen - Top Mount Bracket	89
			SCNDTCMS4230	Single Acrylic Screen - Top Mount Bracket	89
			SCNDTCMS4830	Single Acrylic Screen - Top Mount Bracket	89

Overview & Order Information  
Statement of Line  
Surface Materials  
Training Tables  
Height Adjustable Tables & Screens  
Collaborative, Café & Occasional Tables  
Conference Tables  
Conference & Training Room Components  
Terms, Policies & Index

Overview & Order Information  
 Statement of Line  
 Surface Materials  
 Training Tables  
 Height Adjustable Tables & Screens  
 Collaborative, Café & Occasional Tables  
 Conference Tables  
 Conference & Training Room Components  
 Terms, Policies & Index

Catalog No.	Description	Page	Catalog No.	Description	Page
SCNDTCMS5430	Single Acrylic Screen - Top Mount Bracket.....	89	SICABPB24	Steel Base, Angled Bi-Point .....	103
SCNDTCMS6030	Single Acrylic Screen - Top Mount Bracket.....	89	SICBPB20	Steel Base, Bi-Point .....	134
SCNDTCMS6630	Single Acrylic Screen - Top Mount Bracket.....	89	SICBPB26	Steel Base, Bi-Point .....	134
SCNDTCMS7230	Single Acrylic Screen - Top Mount Bracket.....	89	SICBPB31	Steel Base, Bi-Point .....	134
SCNSMPS2424	Single Acrylic Screen - Post Style Bracket.....	86	SICCHX27	Table Base - X-Base - Café Height .....	103
SCNSMPS3024	Single Acrylic Screen - Post Style Bracket.....	86	SICCHX33	Table Base - X-Base - Café Height .....	103
SCNSMPS3624	Single Acrylic Screen - Post Style Bracket.....	86	SICDBPB37	Steel Base, Double Tube Bi-Point.....	134
SCNSMPS4224	Single Acrylic Screen - Post Style Bracket.....	86	SICECHBC244260	4 Adjustability - Crank Extended Corner Tbl Base .....	82
SCNSMPS4824	Single Acrylic Screen - Post Style Bracket.....	86	SICECHBC244266	4 Adjustability - Crank Extended Corner Tbl Base .....	82
SCNSMPS5424	Single Acrylic Screen - Post Style Bracket.....	86	SICECHBC244272	4 Adjustability - Crank Extended Corner Tbl Base .....	82
SCNSMPS6024	Single Acrylic Screen - Post Style Bracket.....	86	SICECHBC244860	4 Adjustability - Crank Extended Corner Tbl Base .....	82
SCNSMPS6624	Single Acrylic Screen - Post Style Bracket.....	86	SICECHBC244866	4 Adjustability - Crank Extended Corner Tbl Base .....	82
SCNSMPS7224	Single Acrylic Screen - Post Style Bracket.....	86	SICECHBC244872	4 Adjustability - Crank Extended Corner Tbl Base .....	82
SCNSMPS2430	Single Acrylic Screen - Post Style Bracket.....	86	SICECHBC304260	4 Adjustability - Crank Extended Corner Tbl Base .....	82
SCNSMPS3030	Single Acrylic Screen - Post Style Bracket.....	86	SICECHBC304266	4 Adjustability - Crank Extended Corner Tbl Base .....	82
SCNSMPS3630	Single Acrylic Screen - Post Style Bracket.....	86	SICECHBC304272	4 Adjustability - Crank Extended Corner Tbl Base .....	82
SCNSMPS4230	Single Acrylic Screen - Post Style Bracket.....	86	SICECHBC304860	4 Adjustability - Crank Extended Corner Tbl Base .....	82
SCNSMPS4830	Single Acrylic Screen - Post Style Bracket.....	86	SICECHBC304866	4 Adjustability - Crank Extended Corner Tbl Base .....	82
SCNSMPS5430	Single Acrylic Screen - Post Style Bracket.....	86	SICECHBC304872	4 Adjustability - Crank Extended Corner Tbl Base .....	82
SCNSMPS6030	Single Acrylic Screen - Post Style Bracket.....	86	SICECHBE1244260	4 Adjustability - Single Stage Extended Electric Corner Tbl Base.....	83
SCNSMPS6630	Single Acrylic Screen - Post Style Bracket.....	86	SICECHBE1244266	4 Adjustability - Single Stage Extended Electric Corner Tbl Base.....	83
SCNSMPS7230	Single Acrylic Screen - Post Style Bracket.....	86	SICECHBE1244272	4 Adjustability - Single Stage Extended Electric Corner Tbl Base.....	83
SCNSMPS2436	Single Acrylic Screen - Post Style Bracket.....	86	SICECHBE1244860	4 Adjustability - Single Stage Extended Electric Corner Tbl Base.....	83
SCNSMPS3036	Single Acrylic Screen - Post Style Bracket.....	86	SICECHBE1244866	4 Adjustability - Single Stage Extended Electric Corner Tbl Base.....	83
SCNSMPS3636	Single Acrylic Screen - Post Style Bracket.....	86	SICECHBE1304260	4 Adjustability - Single Stage Extended Electric Corner Tbl Base.....	83
SCNSMPS4236	Single Acrylic Screen - Post Style Bracket.....	86	SICECHBE1304266	4 Adjustability - Single Stage Extended Electric Corner Tbl Base.....	83
SCNSMPS4836	Single Acrylic Screen - Post Style Bracket.....	86	SICECHBE1304272	4 Adjustability - Single Stage Extended Electric Corner Tbl Base.....	83
SCNSMPS5436	Single Acrylic Screen - Post Style Bracket.....	86	SICECHBE1304860	4 Adjustability - Single Stage Extended Electric Corner Tbl Base.....	83
SCNSMPS6036	Single Acrylic Screen - Post Style Bracket.....	86	SICECHBE1304872	4 Adjustability - Single Stage Extended Electric Corner Tbl Base.....	83
SCNSMPS6636	Single Acrylic Screen - Post Style Bracket.....	86	SICECHBE2244260	4 Adjustability - Dual Stage Extended Electric Corner Tbl Base.....	83
SCNSMPS7236	Single Acrylic Screen - Post Style Bracket.....	86	SICECHBE2244266	4 Adjustability - Dual Stage Extended Electric Corner Tbl Base.....	83
SDHRT2460	Standing Height Rectangle Table .....	93	SICECHBE2244272	4 Adjustability - Dual Stage Extended Electric Corner Tbl Base.....	83
SDHRT2466	Standing Height Rectangle Table .....	93	SICECHBE2244860	4 Adjustability - Dual Stage Extended Electric Corner Tbl Base.....	83
SDHRT2472	Standing Height Rectangle Table .....	93			
SDHRT2478	Standing Height Rectangle Table .....	93			
SDHRT2484	Standing Height Rectangle Table .....	93			
SDHRT2496	Standing Height Rectangle Table .....	93			
SDHRT3060	Standing Height Rectangle Table .....	93			
SDHRT3066	Standing Height Rectangle Table .....	93			
SDHRT3072	Standing Height Rectangle Table .....	93			
SDHRT3078	Standing Height Rectangle Table .....	93			
SDHRT3084	Standing Height Rectangle Table .....	93			
SDHRT3096	Standing Height Rectangle Table .....	93			
SDHRT3860	Standing Height Rectangle Table .....	93			
SDHRT3866	Standing Height Rectangle Table .....	93			
SDHRT3872	Standing Height Rectangle Table .....	93			
SDHRT3878	Standing Height Rectangle Table .....	93			
SDHRT3884	Standing Height Rectangle Table .....	93			
SDHRT3896	Standing Height Rectangle Table .....	93			
SDHRT4260	Standing Height Rectangle Table .....	93			
SDHRT4266	Standing Height Rectangle Table .....	93			
SDHRT4272	Standing Height Rectangle Table .....	93			
SDHRT4278	Standing Height Rectangle Table .....	93			
SDHRT4284	Standing Height Rectangle Table .....	93			
SDHRT4296	Standing Height Rectangle Table .....	93			
SDHRT4860	Standing Height Rectangle Table .....	93			
SDHRT4866	Standing Height Rectangle Table .....	93			
SDHRT4872	Standing Height Rectangle Table .....	93			
SDHRT4878	Standing Height Rectangle Table .....	93			
SDHRT4884	Standing Height Rectangle Table .....	93			
SDHRT4896	Standing Height Rectangle Table .....	93			
SDHWT604027	Standing Height Wedge Table .....	94			
SDHWT724833	Standing Height Wedge Table .....	94			
SDHWT845638	Standing Height Wedge Table .....	94			

Catalog No.	Description	Page	Catalog No.	Description	Page
SICECHBE2244866	4 Adjustability - Dual Stage Extended Electric Corner Tbl Base.....	83	SICHATBASEE23054	4 Adjustability Dual Stage Electric Tbl Base.....	83
SICECHBE2244872	4 Adjustability - Dual Stage Extended Electric Corner Tbl Base.....	83	SICHATBASEE23060	4 Adjustability Dual Stage Electric Tbl Base.....	83
SICECHBE2304260	4 Adjustability - Dual Stage Extended Electric Corner Tbl Base.....	83	SICHATBASEE23066	4 Adjustability Dual Stage Electric Tbl Base.....	83
SICECHBE2304266	4 Adjustability - Dual Stage Extended Electric Corner Tbl Base.....	83	SICHATBASEE23072	4 Adjustability Dual Stage Electric Tbl Base.....	83
SICECHBE2304272	4 Adjustability - Dual Stage Extended Electric Corner Tbl Base.....	83	SICHATBASEE23660	4 Adjustability Dual Stage Electric Tbl Base.....	83
SICECHBE2304860	4 Adjustability - Dual Stage Extended Electric Corner Tbl Base.....	83	SICHATBASEE23666	4 Adjustability Dual Stage Electric Tbl Base.....	83
SICECHBE2304866	4 Adjustability - Dual Stage Extended Electric Corner Tbl Base.....	83	SICHATBASEE23672	4 Adjustability Dual Stage Electric Tbl Base.....	83
SICECHBE2304872	4 Adjustability - Dual Stage Extended Electric Corner Tbl Base.....	83	SICLEVHATBASE	Levado Height Adj. Table Base Only.....	64
SICFPB26	Steel Base, 4-Point.....	103	SICTT48X33	Table Base - X-Base.....	103
SICFPB31	Steel Base, 4-Point.....	103	SICTTCB17	Training Table Base - C-Base.....	54
SICFPB37	Steel Base, 4-Point.....	103	SICTTCB23	Training Table Base - C-Base.....	54
SICHATBASEC2436	4 Adjustability Crank Tbl Base.....	80	SICTTFX17	Training Table Base - T-Base.....	54
SICHATBASEC2442	4 Adjustability Crank Tbl Base.....	80	SICTTFX23	Training Table Base - T-Base.....	54
SICHATBASEC2448	4 Adjustability Crank Tbl Base.....	80	SICTTX27	Table Base - X-Base.....	103
SICHATBASEC2454	4 Adjustability Crank Tbl Base.....	80	SICREJBASE2S3624	Rejuve Two Stage Rectangle Height Adjustable Table Base.....	69
SICHATBASEC2460	4 Adjustability Crank Tbl Base.....	80	SICREJBASE2S4824	Rejuve Two Stage Rectangle Height Adjustable Table Base.....	69
SICHATBASEC2466	4 Adjustability Crank Tbl Base.....	80	SICREJBASE2S3630	Rejuve Two Stage Rectangle Height Adjustable Table Base.....	69
SICHATBASEC2472	4 Adjustability Crank Tbl Base.....	80	SICREJBASE2S4830	Rejuve Two Stage Rectangle Height Adjustable Table Base.....	69
SICHATBASEC3036	4 Adjustability Crank Tbl Base.....	80	SICREJBASE3S3624	Rejuve Three Stage Rectangle Height Adjustable Table Base.....	69
SICHATBASEC3042	4 Adjustability Crank Tbl Base.....	80	SICREJBASE3S4824	Rejuve Three Stage Rectangle Height Adjustable Table Base.....	69
SICHATBASEC3048	4 Adjustability Crank Tbl Base.....	80	SICREJBASE3S3630	Rejuve Three Stage Rectangle Height Adjustable Table Base.....	69
SICHATBASEC3054	4 Adjustability Crank Tbl Base.....	80	SICREJBASE3S4830	Rejuve Three Stage Rectangle Height Adjustable Table Base.....	69
SICHATBASEC3060	4 Adjustability Crank Tbl Base.....	80	SICTTX33	Table Base - X-Base.....	103
SICHATBASEC3066	4 Adjustability Crank Tbl Base.....	80	SQ24EB9	Square Tables - Steel Base.....	100
SICHATBASEC3072	4 Adjustability Crank Tbl Base.....	80	SQ24FTB9	Square Tables - Steel Base.....	100
SICHATBASEC3660	4 Adjustability Crank Tbl Base.....	80	SQ30EB8	Square Tables - Steel Base.....	100
SICHATBASEC3666	4 Adjustability Crank Tbl Base.....	80	SQ30FTB8	Square Tables - Steel Base.....	100
SICHATBASEC3672	4 Adjustability Crank Tbl Base.....	80	SQ36EB6	Square Tables - Steel Base.....	100
SICHATBASEE12436	4 Adjustability Single Stage Electric Tbl Base.....	83	SQ36FTB6	Square Tables - Steel Base.....	100
SICHATBASEE12442	4 Adjustability Single Stage Electric Tbl Base.....	83	SQ42EB5	Square Tables - Steel Base.....	100
SICHATBASEE12448	4 Adjustability Single Stage Electric Tbl Base.....	83	SQ42FTB5	Square Tables - Steel Base.....	100
SICHATBASEE12454	4 Adjustability Single Stage Electric Tbl Base.....	83	SQ48EB3	Square Tables - Steel Base.....	100
SICHATBASEE12460	4 Adjustability Single Stage Electric Tbl Base.....	83	SQ48FTB3	Square Tables - Steel Base.....	100
SICHATBASEE12466	4 Adjustability Single Stage Electric Tbl Base.....	83	SQ54EB2	Square Tables - Steel Base.....	100
SICHATBASEE12472	4 Adjustability Single Stage Electric Tbl Base.....	83	SQ54FTB2	Square Tables - Steel Base.....	100
SICHATBASEE13036	4 Adjustability Single Stage Electric Tbl Base.....	83	SQ60EB1	Square Tables - Steel Base.....	100
SICHATBASEE13042	4 Adjustability Single Stage Electric Tbl Base.....	83	SQ60FTB1	Square Tables - Steel Base.....	100
SICHATBASEE13048	4 Adjustability Single Stage Electric Tbl Base.....	83	SQCH30	Square Café Height Table - X-Base.....	102
SICHATBASEE13054	4 Adjustability Single Stage Electric Tbl Base.....	83	SQCH30DSK	Square Café Height Table - Disc Base.....	102
SICHATBASEE13060	4 Adjustability Single Stage Electric Tbl Base.....	83	SQCH36	Square Café Height Table - X-Base.....	102
SICHATBASEE13066	4 Adjustability Single Stage Electric Tbl Base.....	83	SQCH36DSK	Square Café Height Table - Disc Base.....	102
SICHATBASEE13072	4 Adjustability Single Stage Electric Tbl Base.....	83	SQCH42	Square Café Height Table - X-Base.....	102
SICHATBASEE13660	4 Adjustability Single Stage Electric Tbl Base.....	83	SQCH42DSK	Square Café Height Table - Disc Base.....	102
SICHATBASEE13666	4 Adjustability Single Stage Electric Tbl Base.....	83	SQCH48	Square Café Height Table - X-Base.....	102
SICHATBASEE13672	4 Adjustability Single Stage Electric Tbl Base.....	83	SQCH48DSK	Square Café Height Table - Disc Base.....	102
SICHATBASEE22436	4 Adjustability Dual Stage Electric Tbl Base.....	83	SQTT30	Square Table- X-Base.....	99
SICHATBASEE22442	4 Adjustability Dual Stage Electric Tbl Base.....	83	SQTT30DSK	Square Table -Disc Base.....	99
SICHATBASEE22448	4 Adjustability Dual Stage Electric Tbl Base.....	83	SQTT36	Square Table- X-Base.....	99
SICHATBASEE22454	4 Adjustability Dual Stage Electric Tbl Base.....	83	SQTT36DSK	Square Table -Disc Base.....	99
SICHATBASEE22460	4 Adjustability Dual Stage Electric Tbl Base.....	83	SQTT42	Square Table- X-Base.....	99
SICHATBASEE22466	4 Adjustability Dual Stage Electric Tbl Base.....	83	SQTT42DSK	Square Table -Disc Base.....	99
SICHATBASEE22472	4 Adjustability Dual Stage Electric Tbl Base.....	83	SQTT48	Square Table- X-Base.....	99
SICHATBASEE23036	4 Adjustability Dual Stage Electric Tbl Base.....	83	SQTT48DSK	Square Table -Disc Base.....	99
SICHATBASEE23042	4 Adjustability Dual Stage Electric Tbl Base.....	83	TOTBCHH	Steel Trumpet Base.....	92
SICHATBASEE23048	4 Adjustability Dual Stage Electric Tbl Base.....	83			

Overview & Order Information  
Statement of Line  
Surface Materials  
Training Tables  
Height Adjustable Tables & Screens  
Collaborative, Café & Occasional Tables  
Conference Tables  
Conference & Training Room Components  
Terms, Policies & Index



	<b>Catalog No.</b>	<b>Description</b>	<b>Page</b>	<b>Catalog No.</b>	<b>Description</b>	<b>Page</b>
<b>Overview &amp; Order Information</b>	TOTBCTH	Steel Trumpet Base .....	92		Table - HPL .....	18
	TOTBSHH	Steel Trumpet Base .....	92	TTABFLP2472TFL	Complete Flip Top Rectangle Training Table - Thermofused.....	19
	TOTDDT	Tear Drop Occasional .....	125			
	TOTT24GRD	Glass Round Table Top.....	91	TTABFLP3060HPL	Complete Flip Top Rectangle Training Table - HPL .....	18
	TOTT24HRD	HPL Round Table Top.....	91			
	TOTT24KRD	Coated MDF Round Top w/ Knife Edge .....	92	TTABFLP3060TFL	Complete Flip Top Rectangle Training Table - Thermofused.....	19
	TOTT24KSQ	Coated MDF Square Top w/ Knife Edge .....	92			
	TOTT24TRD	Thermofused Round Table Top .....	91	TTABFLP3072HPL	Complete Flip Top Rectangle Training Table - HPL .....	18
	TOTT28KRD	Coated MDF Round Top w/ Knife Edge .....	92			
	TOTT28KSQ	Coated MDF Square Top w/ Knife Edge .....	92	TTABFLP3072TFL	Complete Flip Top Rectangle Training Table - Thermofused.....	19
<b>Statement of Line</b>	TOTT30GRD	Glass Round Table Top.....	91			
	TOTT30HRD	HPL Round Table Top.....	91	TTABFXT2460HPL	Complete Fixed Top Rectangle Training Table - HPL .....	18
	TOTT30TRD	Thermofused Round Table Top .....	91			
	TRGBMS2413	Back Edge Mount Screens.....	87	TTABFXT2460TFL	Complete Fixed Top Rectangle Training Table - Thermofused.....	19
	TRGBMS3013	Back Edge Mount Screens.....	87			
	TRGBMS3613	Back Edge Mount Screens.....	87	TTABFXT2472HPL	Complete Fixed Top Rectangle Training Table - HPL .....	18
	TRGBMS4213	Back Edge Mount Screens.....	87			
	TRGBMS4813	Back Edge Mount Screens.....	87	TTABFXT2472TFL	Complete Fixed Top Rectangle Training Table - Thermofused.....	19
	TRGBMS5413	Back Edge Mount Screens.....	87			
	TRGBMS6013	Back Edge Mount Screens.....	87	TTABFXT3060HPL	Complete Fixed Top Rectangle Training Table - HPL .....	18
<b>Surface Materials</b>	TRGBMS6613	Back Edge Mount Screens.....	87			
	TRGBMS7213	Back Edge Mount Screens.....	87	TTABFXT3060TFL	Complete Fixed Top Rectangle Training Table - Thermofused.....	19
	TRGBMS2419	Back Edge Mount Screens.....	87			
	TRGBMS3019	Back Edge Mount Screens.....	87	TTABFXT3072HPL	Complete Fixed Top Rectangle Training Table - HPL .....	18
	TRGBMS3619	Back Edge Mount Screens.....	87			
	TRGBMS4219	Back Edge Mount Screens.....	87	TTABFXT3072TFL	Complete Fixed Top Rectangle Training Table - Thermofused.....	19
	TRGBMS4819	Back Edge Mount Screens.....	87			
	TRGBMS5419	Back Edge Mount Screens.....	87	TTCMTP36	Cable Management Modesty Panel.....	37
	TRGBMS6019	Back Edge Mount Screens.....	87	TTCMTP42	Cable Management Modesty Panel.....	37
	TRGBMS6619	Back Edge Mount Screens.....	87	TTCMTP48	Cable Management Modesty Panel.....	37
<b>Training Tables</b>	TRGBMS7219	Back Edge Mount Screens.....	87	TTCMTP54	Cable Management Modesty Panel.....	37
	TRGBMSM2428	Screen/Modesty Combination .....	88	TTCMTP60	Cable Management Modesty Panel.....	21, 37
	TRGBMSM3028	Screen/Modesty Combination .....	88	TTCMTP66	Cable Management Modesty Panel.....	37
	TRGBMSM3628	Screen/Modesty Combination .....	88	TTCMTP72	Cable Management Modesty Panel.....	21, 37
	TRGBMSM4228	Screen/Modesty Combination .....	88	TTCSTRS	Training Table Casters.....	53
	TRGBMSM4828	Screen/Modesty Combination .....	88	TTDCPJ	Jumper .....	39
	TRGBMSM5428	Screen/Modesty Combination .....	88	TTDCPBF	Base Feed .....	39
	TRGBMSM6028	Screen/Modesty Combination .....	88	TTEH	Training Table Electrical Harness .....	52
	TRGBMSM6628	Screen/Modesty Combination .....	88	TTEH18	Training Table Electrical Harness .....	40
	TRGBMSM7228	Screen/Modesty Combination .....	88	TTEH24	Training Table Electrical Harness .....	40
<b>Height Adjustable Tables &amp; Screens</b>	TRGMOD24	Modesty .....	88	TTEH30	Training Table Electrical Harness .....	40
	TRGMOD30	Modesty .....	88	TTEH36	Training Table Electrical Harness .....	40
	TRGMOD36	Modesty .....	88	TTEH42	Training Table Electrical Harness .....	40
	TRGMOD42	Modesty .....	88	TTEH48	Training Table Electrical Harness .....	40
	TRGMOD48	Modesty .....	88	TTEH54	Training Table Electrical Harness .....	40
	TRGMOD54	Modesty .....	88	TTEH60	Training Table Electrical Harness .....	40
	TRGMOD60	Modesty .....	88	TTEH66	Training Table Electrical Harness .....	40
	TRGMOD66	Modesty .....	88	TFPTB22	Flip Angled Training Tbl Base .....	33
	TRGMOD72	Modesty .....	88	TFPTB28	Flip Angled Training Tbl Base .....	33
	TRGRECT3672SL	Trig Rectangular Conference Table.....	143	TFXTB22	Fixed Angled Training Tbl Base .....	33
<b>Collaborative, Café &amp; Occasional Tables</b>	TRGRECT4272SL	Trig Rectangular Conference Table.....	143	TFXTB28	Fixed Angled Training Tbl Base .....	33
	TRGRECT48120SL	Trig Rectangular Conference Table.....	143	TTGHDWR	Training Table Ganging Hardware .....	42, 53
	TRGRECT48144SL	Trig Rectangular Conference Table.....	143	TTGLDS	Training Table Glides.....	53
	TRGRECT4872SL	Trig Rectangular Conference Table.....	143	TTHC	Training Table H-Connector .....	41
	TRGRECT4896SL	Trig Rectangular Conference Table.....	143	TTHRT2448HPL	HPL Half Round Table Top .....	30
	TRGSQT36	Trig Square Table .....	117	TTHRT2448TFL	Thermofused Half Round Table Top .....	30
	TRGSQT42	Trig Square Table .....	117	TTHRT3060HPL	HPL Half Round Table Top .....	30
	TRGSQT48	Trig Square Table .....	117	TTHRT3060TFL	Thermofused Half Round Table Top .....	30
	TTABFLP2460HPL	Complete Flip Top Rectangle Training Table - HPL .....	18	TTHRT3672HPL	HPL Half Round Table Top .....	30
				TTHRT3672TFL	Thermofused Half Round Table Top .....	30
<b>Conference &amp; Training Room Components</b>	TTABFLP2460TFL	Complete Flip Top Rectangle Training Table - Thermofused.....	19	TTLMP24	Laminate Modesty Panel .....	35
	TTABFLP2472HPL	Complete Flip Top Rectangle Training		TTLMP30	Laminate Modesty Panel .....	35
				TTLMP36	Laminate Modesty Panel .....	35

Catalog No.	Description	Page	Catalog No.	Description	Page
TTLMP42	Laminate Modesty Panel .....	35	TTRT2436URE	Knife Edge Rectangle Training Table Top.....	28
TTLMP48	Laminate Modesty Panel .....	24, 35	TTRT2442HPL	HPL Rectangle Training Table Top.....	26
TTLMP54	Laminate Modesty Panel .....	35	TTRT2442TFL	Thermofused Rectangle Training Table Top...	27
TTLMP60	Laminate Modesty Panel .....	20, 24, 35	TTRT2442URE	Knife Edge Rectangle Training Table Top.....	28
TTLMP66	Laminate Modesty Panel .....	35	TTRT2448HPL	HPL Rectangle Training Table Top.....	26
TTLMP72	Laminate Modesty Panel .....	20, 24, 35	TTRT2448TFL	Thermofused Rectangle Training Table Top...	27
TTMSHP36	Mesh Modesty Panel .....	35	TTRT2448URE	Knife Edge Rectangle Training Table Top.....	28
TTMSHP42	Mesh Modesty Panel .....	35	TTRT2454HPL	HPL Rectangle Training Table Top.....	26
TTMSHP48	Mesh Modesty Panel .....	24, 35	TTRT2454TFL	Thermofused Rectangle Training Table Top...	27
TTMSHP54	Mesh Modesty Panel .....	35	TTRT2460HPL	HPL Rectangle Training Table Top.....	26
TTMSHP60	Mesh Modesty Panel .....	20, 24, 35	TTRT2460TFL	Thermofused Rectangle Training Table Top...	27
TTMSHP66	Mesh Modesty Panel .....	35	TTRT2460URE	Knife Edge Rectangle Training Table Top.....	28
TTMSHP72	Mesh Modesty Panel .....	20, 24, 35	TTRT2466HPL	HPL Rectangle Training Table Top.....	26
TTMTLP24	Metal Modesty Panel .....	36	TTRT2466TFL	Thermofused Rectangle Training Table Top...	27
TTMTLP30	Metal Modesty Panel .....	36	TTRT2472HPL	HPL Rectangle Training Table Top.....	26
TTMTLP36	Metal Modesty Panel .....	36	TTRT2472TFL	Thermofused Rectangle Training Table Top...	27
TTMTLP42	Metal Modesty Panel .....	36	TTRT2472URE	Knife Edge Rectangle Training Table Top.....	28
TTMTLP48	Metal Modesty Panel .....	24, 36	TTRT3036HPL	HPL Rectangle Training Table Top.....	26
TTMTLP54	Metal Modesty Panel .....	36	TTRT3036TFL	Thermofused Rectangle Training Table Top...	27
TTMTLP60	Metal Modesty Panel .....	20, 24, 36	TTRT3036URE	Knife Edge Rectangle Training Table Top.....	28
TTMTLP66	Metal Modesty Panel .....	36	TTRT3042HPL	HPL Rectangle Training Table Top.....	26
TTMTLP72	Metal Modesty Panel .....	20, 24, 36	TTRT3042TFL	Thermofused Rectangle Training Table Top...	27
TPPBL3072HPL	HPL Pebble Shape Table Top .....	29	TTRT3042URE	Knife Edge Rectangle Training Table Top.....	28
TPPBL3072TFL	Thermofused Pebble Shape Table Top .....	29	TTRT3048HPL	HPL Rectangle Training Table Top.....	26
TPPBL3672HPL	HPL Pebble Shape Table Top .....	29	TTRT3048TFL	Thermofused Rectangle Training Table Top...	27
TPPBL3672TFL	Thermofused Pebble Shape Table Top .....	29	TTRT3048URE	Knife Edge Rectangle Training Table Top.....	28
TPPF	Training Table Base Feed .....	40	TTRT3054HPL	HPL Rectangle Training Table Top.....	26
TPPF12	Training Table Base Feed .....	40	TTRT3054TFL	Thermofused Rectangle Training Table Top...	27
TPPFNY	Training Table NY Base Feed.....	41	TTRT3060HPL	HPL Rectangle Training Table Top.....	26
TPPGMP36	Acrylic Modesty Panel.....	37	TTRT3060TFL	Thermofused Rectangle Training Table Top...	27
TPPGMP42	Acrylic Modesty Panel.....	37	TTRT3060URE	Knife Edge Rectangle Training Table Top.....	28
TPPGMP48	Acrylic Modesty Panel.....	37	TTRT3066HPL	HPL Rectangle Training Table Top.....	26
TPPGMP54	Acrylic Modesty Panel.....	37	TTRT3066TFL	Thermofused Rectangle Training Table Top...	27
TPPGMP60	Acrylic Modesty Panel.....	21, 37	TTRT3066URE	Knife Edge Rectangle Training Table Top.....	28
TPPGMP66	Acrylic Modesty Panel.....	37	TTRT3072HPL	HPL Rectangle Training Table Top.....	26
TPPGMP72	Acrylic Modesty Panel.....	21, 37	TTRT3072TFL	Thermofused Rectangle Training Table Top...	27
TPPMHO2P1U1D	Aluminum Pop Up - Corded .....	38	TTRT3072URE	Knife Edge Rectangle Training Table Top.....	28
TTDCPMH02P1U1D	Aluminum Pop Up - Daisy Chain .....	39	TTRT3648HPL	HPL Rectangle Training Table Top.....	26
TPPMHO2P2D	Aluminum Pop Up - Corded .....	38	TTRT3648TFL	Thermofused Rectangle Training Table Top...	27
TTDCPMH02P2D	Aluminum Pop Up - Daisy Chain .....	39	TTRT3648URE	Knife Edge Rectangle Training Table Top.....	28
TPPMP2P2D	Basic Pop Up - Corded .....	38	TTRT3654HPL	HPL Rectangle Training Table Top.....	26
TPPMPDC	Basic Pop Up - Daisy Chain .....	39	TTRT3654TFL	Thermofused Rectangle Training Table Top...	27
TPPNCR2P1U1DB	Multifunction Pop Up - Corded - Black.....	38	TTRT3660HPL	HPL Rectangle Training Table Top.....	26
TTDCPNCR2P1U1DB	Multifunction Pop Up - Daisy Chain - Black....	39	TTRT3660TFL	Thermofused Rectangle Training Table Top...	27
TPPNCR2P1U1DW	Multifunction Pop Up - Corded - White .....	38	TTRT3660URE	Knife Edge Rectangle Training Table Top.....	28
TTDCPNCR2P1U1DW	Multifunction Pop Up - Daisy Chain - White ...	39	TTRT3666HPL	HPL Rectangle Training Table Top.....	26
TPPNCR2P2DB	Multifunction Pop Up - Corded - Black.....	38	TTRT3666TFL	Thermofused Rectangle Training Table Top...	27
TTDCPNCR2P2DB	Multifunction Pop Up - Daisy Chain - Black....	39	TTRT3672HPL	HPL Rectangle Training Table Top.....	26
TPPNCR2P2DW	Multifunction Pop Up - Corded - White .....	38	TTRT3672TFL	Thermofused Rectangle Training Table Top...	27
TTDCPNC42P2DW	Multifunction Pop Up - Daisy Chain - White ...	39	TTRT3672URE	Knife Edge Rectangle Training Table Top.....	28
TPPNCR2P2UB	Multifunction Pop Up - Corded - Black.....	38	TTTZT2448HPL	HPL Trapezoid Training Table Top.....	30
TTDCPNCR2P2UB	Multifunction Pop Up - Daisy Chain - Black....	39	TTTZT2448TFL	Thermofused Trapezoid Training Table Top ...	30
TPPNCR2P2UW	Multifunction Pop Up - Corded - White .....	38	TTTZT3060HPL	HPL Trapezoid Training Table Top.....	30
TTDCPNCR2P2UW	Multifunction Pop Up - Daisy Chain - White ...	39	TTTZT3060TFL	Thermofused Trapezoid Training Table Top ...	30
TTPS12	Training Table Power Set .....	40	TTTZT3672HPL	HPL Trapezoid Training Table Top.....	30
TTQR24HPL	HPL Quarter Round Table Top .....	32	TTTZT3672TFL	Thermofused Trapezoid Training Table Top ...	30
TTQR24TFL	Thermofused Quarter Round Table Top .....	32	TZFLPT2448	Trapezoid Training Tables - Flip Top .....	55
TTQR30HPL	HPL Quarter Round Table Top .....	32	TZFLPT3060	Trapezoid Training Tables - Flip Top .....	55
TTQR30TFL	Thermofused Quarter Round Table Top .....	32	TZFXT2448	Trapezoid Training Tables - Fixed Top.....	55
TTQR36HPL	HPL Quarter Round Table Top .....	32	TZFXT3060	Trapezoid Training Tables - Fixed Top.....	55
TTQR36TFL	Thermofused Quarter Round Table Top .....	32	ZEFCT	Intrinsic Exec. Reception Area Tables.....	114
TTRT2436HPL	HPL Rectangle Training Table Top.....	26	ZEFMMC	Intrinsic Exec. Mobile Media Cart.....	149
TTRT2436TFL	Thermofused Rectangle Training Table Top...	27	ZEFMT	Intrinsic Exec. Reception Area Tables.....	114

Order Information  
Statement of Line  
Surface Materials  
Training Tables  
Adjustable Tables & Screens  
Collaborative, Café & Occasional Tables  
Conference Tables  
Conference & Training Room Components  
Terms, Policies & Index

	<b>Catalog No.</b>	<b>Description</b>	<b>Page</b>	<b>Catalog No.</b>	<b>Description</b>	<b>Page</b>
<b>Overview &amp; Order Information</b>	ZEFRDCHT30DSK	Intrinsic Exec. Round Tbl. - Café Height			Column Leg Base .....	139
		Disc Base .....	112	ZEFRTT48120DSK	Intrinsic Exec. Racetrack Tbl. - Disc Base .....	139
	ZEFRDCHT36DSK	Intrinsic Exec. Round Tbl. - Café Height			Intrinsic Exec. Racetrack Tbl. - Laminate Base .....	139
		Disc Base .....	112	ZEFRTT48144	Intrinsic Exec. Racetrack Tbl. - Column Leg Base .....	139
	ZEFRDCHT42DSK	Intrinsic Exec. Round Tbl. - Café Height			Intrinsic Exec. Racetrack Tbl. - Column Leg Base .....	139
		Disc Base .....	112	ZEFRTT48144CLM	Intrinsic Exec. Racetrack Tbl. - Column Leg Base .....	139
	ZEFRDCHT48DSK	Intrinsic Exec. Round Tbl. - Café Height			Intrinsic Exec. Racetrack Tbl. - Disc Base .....	139
		Disc Base .....	112	ZEFRTT48144DSK	Intrinsic Exec. Racetrack Tbl. - Disc Base .....	139
	ZEFRDT36	Intrinsic Exec. Round Tbl. - Laminate Base ..	109	ZEFRTT4872	Intrinsic Exec. Racetrack Tbl. - Laminate Base .....	139
	ZEFRDT36CLM	Intrinsic Exec. Round Tbl. - Column Leg Base	109	ZEFRTT4872CLM	Intrinsic Exec. Racetrack Tbl. - Column Leg Base .....	139
ZEFRDT36DSK	Intrinsic Exec. Round Tbl. - Disc Base .....	109	ZEFRTT4872DSK	Intrinsic Exec. Racetrack Tbl. - Disc Base .....	139	
ZEFRDT42	Intrinsic Exec. Round Tbl. - Laminate Base ..	109	ZEFRTT4896	Intrinsic Exec. Racetrack Tbl. - Laminate Base .....	139	
ZEFRDT42CLM	Intrinsic Exec. Round Tbl. - Column Leg Base	109	ZEFRTT4896CLM	Intrinsic Exec. Racetrack Tbl. - Column Leg Base .....	139	
ZEFRDT42DSK	Intrinsic Exec. Round Tbl. - Disc Base .....	109	ZEFRTT4896DSK	Intrinsic Exec. Racetrack Tbl. - Disc Base .....	139	
ZEFRDT48	Intrinsic Exec. Round Tbl. - Laminate Base ..	109	ZEFRTT6096	Intrinsic Exec. Racetrack Tbl. - Laminate Base .....	139	
ZEFRDT48CLM	Intrinsic Exec. Round Tbl. - Column Leg Base	109	ZEFRTT6096CLM	Intrinsic Exec. Racetrack Tbl. - Column Leg Base .....	139	
ZEFRDT48DSK	Intrinsic Exec. Round Tbl. - Disc Base .....	109	ZEFSQCHT30DSK	Intrinsic Exec. Square Tbl. - Café Height Disc Base .....	112	
ZEFRDT60	Intrinsic Exec. Round Tbl. - Laminate Base ..	109	ZEFSQCHT36DSK	Intrinsic Exec. Square Tbl. - Café Height Disc Base .....	112	
ZEFRDT60CLM	Intrinsic Exec. Round Tbl. - Column Leg Base	109	ZEFSQCHT42DSK	Intrinsic Exec. Square Tbl. - Café Height Disc Base .....	112	
ZEFRDT60DSK	Intrinsic Exec. Round Tbl. - Disc Base .....	109	ZEFSQCHT48DSK	Intrinsic Exec. Square Tbl. - Café Height Disc Base .....	112	
ZEFRECT3672	Intrinsic Exec. Rectangular Tbl. - Laminate Base .....	140	ZEFSQ36	Intrinsic Exec. Square Tbl. - Laminate Base ..	110	
ZEFRECT3672CLM	Intrinsic Exec. Rectangular Tbl. - Column Leg Base .....	140	ZEFSQ36CLM	Intrinsic Exec. Square Tbl. - Column Leg Base .....	110	
ZEFRECT3672DSK	Intrinsic Exec. Rectangular Tbl. - Disc Base .....	140	ZEFSQ36DSK	Intrinsic Exec. Square Tbl. - Disc Base .....	110	
ZEFRECT48120	Intrinsic Exec. Rectangular Tbl. - Laminate Base .....	140	ZEFSQ42	Intrinsic Exec. Square Tbl. - Laminate Base ..	110	
ZEFRECT48120CLM	Intrinsic Exec. Rectangular Tbl. - Column Leg Base .....	140	ZEFSQ42CLM	Intrinsic Exec. Square Tbl. - Column Leg Base .....	110	
ZEFRECT48120DSK	Intrinsic Exec. Rectangular Tbl. - Disc Base .....	140	ZEFSQ42DSK	Intrinsic Exec. Square Tbl. - Disc Base .....	110	
ZEFRECT48144	Intrinsic Exec. Rectangular Tbl. - Laminate Base .....	140	ZEFSQ48	Intrinsic Exec. Square Tbl. - Laminate Base ..	110	
ZEFRECT48144CLM	Intrinsic Exec. Rectangular Tbl. - Column Leg Base .....	140	ZEFSQ48CLM	Intrinsic Exec. Square Tbl. - Column Leg Base .....	110	
ZEFRECT48144DSK	Intrinsic Exec. Rectangular Tbl. - Disc Base .....	140	ZEFSQ48DSK	Intrinsic Exec. Square Tbl. - Disc Base .....	110	
ZEFRECT4872	Intrinsic Exec. Rectangular Tbl. - Laminate Base .....	140	ZEFSQ60CLM	Intrinsic Exec. Square Tbl. - Column Leg Base .....	110	
ZEFRECT4872CLM	Intrinsic Exec. Rectangular Tbl. - Column Leg Base .....	140	ZFCT	Intrinsic Reception Area Tables .....	110	
ZEFRECT4872DSK	Intrinsic Exec. Rectangular Tbl. - Disc Base .....	140	ZFLT	Intrinsic Lectern .....	148	
ZEFRECT4896	Intrinsic Exec. Rectangular Tbl. - Laminate Base .....	140	ZFMBBC	Intrinsic Presentation/Marker Board Cabinet ..	146	
ZEFRECT4896CLM	Intrinsic Exec. Rectangular Tbl. - Column Leg Base .....	140	ZFMMMC	Intrinsic Mobile Media Cart .....	147	
ZEFRECT4896DSK	Intrinsic Exec. Rectangular Tbl. - Disc Base .....	140	ZFMT	Intrinsic Reception Area Tables .....	113	
ZEFRECT6096	Intrinsic Exec. Rectangular Tbl. - Laminate Base .....	140	ZFMTB	Tackboards for Presentation/Marker Board Cabinet .....	146	
ZEFRECT6096CLM	Intrinsic Exec. Rectangular Tbl. - Column Leg Base .....	140	ZFRDCHT30DSK	Intrinsic Round Tbl. - Café Height Disc Base	111	
ZEFRECT6096DSK	Intrinsic Exec. Rectangular Tbl. - Disc Base .....	140	ZFRDCHT36DSK	Intrinsic Round Tbl. - Café Height Disc Base	111	
ZEFRTT3672	Intrinsic Exec. Racetrack Tbl. - Laminate Base .....	139	ZFRDCHT42DSK	Intrinsic Round Tbl. - Café Height Disc Base	111	
ZEFRTT3672CLM	Intrinsic Exec. Racetrack Tbl. - Column Leg Base .....	139	ZFRDCHT48DSK	Intrinsic Round Tbl. - Café Height Disc Base	111	
ZEFRTT3672DSK	Intrinsic Exec. Racetrack Tbl. - Disc Base .....	139	ZFRDT36	Intrinsic Round Tbl. - Laminate Base .....	107	
ZEFRTT48120	Intrinsic Exec. Racetrack Tbl. - Laminate Base .....	139	ZFRDT36CLM	Intrinsic Round Tbl. - Column Leg Base .....	107	
ZEFRTT48120CLM	Intrinsic Exec. Racetrack Tbl. - Column Leg Base .....	139	ZFRDT36DSK	Intrinsic Round Tbl. - Disc Base .....	107	
			ZFRDT42	Intrinsic Round Tbl. - Laminate Base .....	107	

Catalog No.	Description	Page	Catalog No.	Description	Page
ZFRDT42CLM	Intrinsic Round Tbl. - Column Leg Base.....	107	ZNFLPT2448TFL	Zona Rectangular Table - Thermofused Top ..	60
ZFRDT42DSK	Intrinsic Round Tbl. - Disc Base.....	107	ZNFLPT2460TFL	Zona Rectangular Table - Thermofused Top ..	60
ZFRDT48	Intrinsic Round Tbl. - Laminate Base.....	107	ZNFLPT2472TFL	Zona Rectangular Table - Thermofused Top ..	60
ZFRDT48CLM	Intrinsic Round Tbl. - Column Leg Base.....	107	ZNFLPT3048TFL	Zona Rectangular Table - Thermofused Top ..	60
ZFRDT48DSK	Intrinsic Round Tbl. - Disc Base.....	107	ZNFLPT3060TFL	Zona Rectangular Table - Thermofused Top ..	60
ZFRDT60	Intrinsic Round Tbl. - Laminate Base.....	107	ZNFLPT3072TFL	Zona Rectangular Table - Thermofused Top ..	60
ZFRDT60CLM	Intrinsic Round Tbl. - Column Leg Base.....	107			
ZFRDT60DSK	Intrinsic Round Tbl. - Disc Base.....	107			
ZFRECT3672	Intrinsic Rectangular Tbl. - Laminate Base....	138			
ZFRECT3672CLM	Intrinsic Rectangular Tbl. - Column Leg Base	138			
ZFRECT3672DSK	Intrinsic Rectangular Tbl. - Disc Base.....	138			
ZFRECT48120	Intrinsic Rectangular Tbl. - Laminate Base....	138			
ZFRECT48120CLM	Intrinsic Rectangular Tbl. - Column Leg Base	138			
ZFRECT48120DSK	Intrinsic Rectangular Tbl. - Disc Base.....	138			
ZFRECT48144	Intrinsic Rectangular Tbl. - Laminate Base....	138			
ZFRECT48144CLM	Intrinsic Rectangular Tbl. - Column Leg Base	138			
ZFRECT48144DSK	Intrinsic Rectangular Tbl. - Disc Base.....	138			
ZFRECT4872	Intrinsic Rectangular Tbl. - Laminate Base....	138			
ZFRECT4872CLM	Intrinsic Rectangular Tbl. - Column Leg Base	138			
ZFRECT4872DSK	Intrinsic Rectangular Tbl. - Disc Base.....	138			
ZFRECT4896	Intrinsic Rectangular Tbl. - Laminate Base....	138			
ZFRECT4896CLM	Intrinsic Rectangular Tbl. - Column Leg Base	138			
ZFRECT4896DSK	Intrinsic Rectangular Tbl. - Disc Base.....	138			
ZFRECT6096	Intrinsic Rectangular Tbl. - Laminate Base....	138			
ZFRECT6096CLM	Intrinsic Rectangular Tbl. - Column Leg Base	138			
ZFRTT3672	Intrinsic Racetrack Tbl. - Laminate Base .....	138			
ZFRTT3672CLM	Intrinsic Racetrack Tbl. - Column Leg Base ..	138			
ZFRTT3672DSK	Intrinsic Racetrack Tbl. - Disc Base .....	138			
ZFRTT48120	Intrinsic Racetrack Tbl. - Laminate Base .....	138			
ZFRTT48120CLM	Intrinsic Racetrack Tbl. - Column Leg Base ..	138			
ZFRTT48120DSK	Intrinsic Racetrack Tbl. - Disc Base .....	138			
ZFRTT48144	Intrinsic Racetrack Tbl. - Laminate Base .....	137			
ZFRTT48144CLM	Intrinsic Racetrack Tbl. - Column Leg Base ..	137			
ZFRTT48144DSK	Intrinsic Racetrack Tbl. - Disc Base .....	137			
ZFRTT4872	Intrinsic Racetrack Tbl. - Laminate Base .....	137			
ZFRTT4872CLM	Intrinsic Racetrack Tbl. - Column Leg Base ..	137			
ZFRTT4872DSK	Intrinsic Racetrack Tbl. - Disc Base .....	137			
ZFRTT4896	Intrinsic Racetrack Tbl. - Laminate Base .....	137			
ZFRTT4896CLM	Intrinsic Racetrack Tbl. - Column Leg Base ..	137			
ZFRTT4896DSK	Intrinsic Racetrack Tbl. - Disc Base .....	137			
ZFRTT6096	Intrinsic Racetrack Tbl. - Laminate Base .....	137			
ZFRTT6096CLM	Intrinsic Racetrack Tbl. - Column Leg Base ..	137			
ZFSQCHT30DSK	Intrinsic Square Tbl. - Café Height Disc Base	111			
ZFSQCHT36DSK	Intrinsic Square Tbl. - Café Height Disc Base	111			
ZFSQCHT42DSK	Intrinsic Square Tbl. - Café Height Disc Base	111			
ZFSQCHT48DSK	Intrinsic Square Tbl. - Café Height Disc Base	111			
ZFSQT36	Intrinsic Square Tbl. - Laminate Base.....	108			
ZFSQT36CLM	Intrinsic Square Tbl. - Column Leg Base.....	108			
ZFSQT36DSK	Intrinsic Square Tbl. - Disc Base.....	108			
ZFSQT42	Intrinsic Square Tbl. - Laminate Base.....	108			
ZFSQT42CLM	Intrinsic Square Tbl. - Column Leg Base.....	108			
ZFSQT42DSK	Intrinsic Square Tbl. - Disc Base.....	108			
ZFSQT48	Intrinsic Square Tbl. - Laminate Base.....	108			
ZFSQT48CLM	Intrinsic Square Tbl. - Column Leg Base.....	108			
ZFSQT48DSK	Intrinsic Square Tbl. - Disc Base.....	108			
ZFSQT60	Intrinsic Square Tbl. - Laminate Base.....	108			
ZFSQT60CLM	Intrinsic Square Tbl. - Column Leg Base.....	108			
ZNFLPT2448	Zona Rectangular Table - HPL Top.....	59			
ZNFLPT2460	Zona Rectangular Table - HPL Top.....	59			
ZNFLPT2472	Zona Rectangular Table - HPL Top.....	59			
ZNFLPT3048	Zona Rectangular Table - HPL Top.....	59			
ZNFLPT3060	Zona Rectangular Table - HPL Top.....	59			
ZNFLPT3072	Zona Rectangular Table - HPL Top.....	59			

Overview & Order Information  
Statement of Line  
Surface Materials  
Training Tables  
Height Adjustable Tables & Screens  
Collaborative, Café & Occasional Tables  
Conference Tables  
Conference & Training Room Components  
Terms, Policies & Index

Terms, Policies & Index	
Conference & Training Room Components	
Conference Tables	
Collaborative, Café & Occasional Tables	
Height Adjustable Tables & Screens	
Training Tables	
Surface Materials	
Statement of Line	
Overview & Order Information	