
Rexxi™ 2

Finding a great chair doesn't need to be complicated. Rexxi 2 makes it simple, with all the best choices in one package: comfort, ergonomics, adjustability and value.

An innovative spring-coil cushion provides premium comfort, with support that's softer at the front and firmer at the back where it's needed. A stylish mesh back and classic black upholstery complement any interior, and one size fits all – the chair easily adjusts for users of all sizes, and it's rated up to 300 lbs.



Rexxi 2



Rexxi 2 Task

Rexxi 2 Stool

Rexxi 2 adjusts to fit people of every stature.

DETAILS

- Breathable Mesh Back and upholstered Seat
- Chair with Synchronized Seat + Back recline with Tilt Lock
- Stool with Swivel Tilt action
- Seat Depth adjustment
- Adjustable Lumbar Support with a range of 3"
- Adjustable Back tension
- Adjustable Arm height with a range of 3"
- Molded polyurethane Arm Caps
- Innovative seat cushion technology
- Stool has independently adjustable Foot Ring
- Rexxi 2 Chair rated to 300 lb. user weight
- Meets ANSI/BIFMA test requirements
- Limited Lifetime Warranty


SPECIFICATIONS

- Seat width: 21"
- Chair Seat height from floor: 16.5" - 20.5"
- Stool height: 23.5" - 31.5"
- Seat depth: 17" - 19.5"
- Overall chair height: 37" - 41"
- Overall chair depth: 27"
- Overall chair width: 26.5"
- Arm height from seat: 7.25" - 10.25"


MESH



TRIM




The built-in lumbar support adjustment is easy to use.



Suspension mesh provides breathable back support.



Rexxi 2 includes a full array of ergonomic adjustments, standard.



Arm rests raise and lower easily with a simple control button.

SEAT CUSHION

